



**National Institute of  
Standards and Technology**

Technology Administration  
U.S. Department of Commerce

Special Publication 800-95  
(Draft)

---

# Guide to Secure Web Services (DRAFT)

---

## **Recommendations of the National Institute of Standards and Technology**

---

Anoop Singhal  
Theodore Winograd

**NIST Special Publication 800-95  
(Draft)**

**Guide to Secure Web Services (Draft)**

*Recommendations of the National  
Institute of Standards and Technology*

**Anoop Singhal  
Theodore Winograd**

---

# COMPUTER SECURITY

---

Computer Security Division  
Information Technology Laboratory  
National Institute of Standards and Technology  
Gaithersburg, MD 20899-8930

September 2006



**U.S. Department of Commerce**

Carlos M. Gutierrez, Secretary

**Technology Administration**

Robert Cresanti, Under Secretary of Commerce for  
Technology

**National Institute of Standards and Technology**

William A. Jeffrey, Director

## Reports on Computer Systems Technology

The Information Technology Laboratory (ITL) at the National Institute of Standards and Technology (NIST) promotes the U.S. economy and public welfare by providing technical leadership for the nation's measurement and standards infrastructure. ITL develops tests, test methods, reference data, proof of concept implementations, and technical analysis to advance the development and productive use of information technology. ITL's responsibilities include the development of technical, physical, administrative, and management standards and guidelines for the cost-effective security and privacy of sensitive unclassified information in Federal computer systems. This Special Publication 800-series reports on ITL's research, guidance, and outreach efforts in computer security and its collaborative activities with industry, government, and academic organizations.

**National Institute of Standards and Technology Special Publication 800-95 (Draft)**  
**Natl. Inst. Stand. Technol. Spec. Publ. 800-95, 140 pages (September 2006)**

Certain commercial entities, equipment, or materials may be identified in this document in order to describe an experimental procedure or concept adequately. Such identification is not intended to imply recommendation or endorsement by the National Institute of Standards and Technology, nor is it intended to imply that the entities, materials, or equipment are necessarily the best available for the purpose.

## Acknowledgements

The authors, Anoop Singhal of the National Institute of Standards and Technology (NIST) and Theodore Winograd of Booz Allen Hamilton, wish to thank their colleagues who contributed technical content to this document, especially Holly Lynne McKinley, Patrick Holley, and Karen Goertzel of Booz Allen Hamilton. The authors would like to acknowledge Tim Grance, David Ferraiolo, and Karen Kent of NIST, and David Kleiner of Booz Allen Hamilton, for their keen and insightful assistance throughout the development of the document. Additional acknowledgements will be added to the final version of the publication.

## Table of Contents

<b>Executive Summary .....</b>	<b>ES-1</b>
<b>1. Introduction .....</b>	<b>1-1</b>
1.1 Authority .....	1-1
1.2 Purpose and Scope .....	1-1
1.3 Audience .....	1-1
1.4 Document Structure .....	1-2
<b>2. Background to Web Services and Their Relationship to Security .....</b>	<b>2-1</b>
2.1 Introducing Web Services .....	2-1
2.1.1 Web Service Messaging .....	2-1
2.1.2 Web Service Discovery .....	2-2
2.1.3 Web Portals .....	2-3
2.1.4 Web Service Roles, Modes, and Properties .....	2-3
2.1.5 Coordination: Orchestration and Choreography .....	2-5
2.2 Elements of Security .....	2-6
2.3 Web Services Security Dimensions .....	2-7
2.3.1 Secure Messaging .....	2-7
2.3.2 Protecting Resources .....	2-8
2.3.3 Negotiation of Contracts .....	2-8
2.3.4 Trust Relationships .....	2-9
2.3.5 Properties of Secure Software for Web Services .....	2-10
2.4 Meeting the Requirements for Securing Web Services .....	2-11
2.4.1 Secure Web Service Standards Stack .....	2-11
2.4.2 Secure Web Services Standards .....	2-13
2.4.3 Security Architecture/Reference Model for Web Services .....	2-14
2.5 Core Services .....	2-15
2.6 Common Attacks against Web Services .....	2-16
2.7 Web Services' Interfaces with Network/Infrastructure Security Architectures .....	2-17
2.8 Summary .....	2-18
<b>3. Web Service Security Functions and Related Technologies .....</b>	<b>3-1</b>
3.1 Service-to-Service Authentication .....	3-1
3.1.1 WS-Security for Authentication .....	3-1
3.1.2 Security Concerns of WS-Security .....	3-2
3.2 Establishing Trust between Services .....	3-4
3.2.1 Federation of Trust .....	3-5
3.2.2 Trust Federation Frameworks .....	3-5
3.3 Distributed Authorization and Access Management .....	3-8
3.3.1 Authorization Models .....	3-8
3.3.2 Enforcing Least Privilege for Services .....	3-12
3.3.3 XACML .....	3-14
3.3.4 Role of XML Schema in Implementing Access Control .....	3-17
3.3.5 Use of Specialized Security Metadata for Access Control .....	3-18
3.4 Confidentiality and Integrity of Service to Service Interchanges .....	3-18
3.4.1 Transport Layer Confidentiality and Integrity: HTTPS .....	3-19
3.4.2 XML Confidentiality and Integrity .....	3-19
3.4.3 SOAP Confidentiality and Integrity .....	3-21

3.4.4	Role of XML Gateways in Integrity Protection .....	3-21
3.5	Accountability End-to-End throughout a Service Chain .....	3-22
3.5.1	Audit in the SOA Environment.....	3-23
3.5.2	Non-Repudiation of Web Service Transactions.....	3-23
3.6	Availability of Web Services .....	3-24
3.6.1	Failover.....	3-25
3.6.2	Quality of Service .....	3-26
3.6.3	Reliable Messaging .....	3-26
3.6.4	Handling Service Deadlock .....	3-26
3.6.5	Service Recursion .....	3-27
3.7	Securing the Discovery Service: Secure Interfaces to UDDI and WSDL.....	3-27
3.7.1	UDDI Structure .....	3-28
3.7.2	UDDI Operations .....	3-28
3.7.3	Secure Access to the Registry .....	3-29
3.7.4	Service Inquiry API .....	3-29
3.7.5	Service Publishing API .....	3-30
3.7.6	UDDI and WSDL .....	3-31
3.8	Summary.....	3-32
<b>4.</b>	<b>Human User’s Entry Point into the SOA: Web Portals .....</b>	<b>4-1</b>
4.1	Proxy Agents.....	4-1
4.2	Using the Portal to Control User Authorization and Access to Web Services.....	4-2
4.3	Portal Interaction with the SOA’s Discovery Service .....	4-3
4.4	Summary.....	4-3
<b>5.</b>	<b>Secure Web Service-Enabling of Legacy Applications .....</b>	<b>5-1</b>
5.1	Legacy Web Server Authentication to Web Services .....	5-1
5.2	Authorization and Access Control in Legacy Applications .....	5-1
5.3	Extending Non-Web Applications to Be Able to Participate in SOAs.....	5-2
5.4	Public Key Enabling Concerns Specific to Web Services and SOAs .....	5-2
5.5	Accountability for Legacy Application Transactions.....	5-3
5.6	Database Security Challenges in SOA Environments: .....	5-3
5.7	Maintaining Integrity of Legacy Systems Exposed via Web Services.....	5-3
5.8	Summary.....	5-4
<b>6.</b>	<b>Secure Implementation Tools and Technologies .....</b>	<b>6-1</b>
6.1	Web Services Developer Toolkits .....	6-1
6.2	XML Parsers .....	6-1
6.3	Languages for Secure Web Service Development .....	6-2
6.3.1	Procedural Languages .....	6-2
6.3.2	XML .....	6-5
6.4	Security Testing: Tools and Techniques.....	6-5
6.5	Summary.....	6-7

List of Appendices

<b>Appendix A— Secure Development Scenarios.....</b>	<b>A-1</b>
<b>Appendix B— Common Attacks Against Web Services and Web Applications.....</b>	<b>B-1</b>

<b>Appendix C— ebXML</b> .....	<b>C-1</b>
<b>Appendix D— Glossary</b> .....	<b>D-1</b>
<b>Appendix E— Acronyms and Abbreviations</b> .....	<b>E-1</b>
<b>Appendix F— Print Resources</b> .....	<b>F-1</b>
<b>Appendix G— Online Resources</b> .....	<b>G-1</b>

## List of Figures

Figure 2-1. Web Service Messaging Example .....	2-1
Figure 2-2. Web Service Discovery Example .....	2-2
Figure 2-3. Example Portal Interface .....	2-3
Figure 2-4. A Web Service Choreography .....	2-5
Figure 2-5. A Web Service Orchestration .....	2-6
Figure 2-6. Web Services Security Standards: Notional Reference Model .....	2-12
Figure 2-7. Web Service Security Architecture .....	2-14
Figure 3-1. ABAC Policy Function .....	3-10
Figure 3-2. Use of SAML and XACML in Implementing ABAC .....	3-10
Figure 3-3. RAdAC Decision Tree .....	3-12
Figure 3-4. An XACML Policy .....	3-15
Figure 3-5. An XACML Request. ....	3-16
Figure 3-6. An XACML Response.....	3-16
Figure 4-1. Web Services Trust Relationships.....	4-2
Figure A-1. Architectural Illustration of Scenario 1.....	A-2
Figure A-2. Security Architecture Diagram of Scenario 1 .....	A-3
Figure A-3. Architectural Illustration of Scenario 2.....	A-5
Figure A-4. Security Architecture Diagram of Scenario 2 .....	A-6
Figure A-5. Architectural Illustration of Scenario 3.....	A-8
Figure A-6. Security Architecture Diagram of Scenario 3 .....	A-9
Figure A-7. Architectural Illustration of Scenario 4.....	A-11
Figure A-8. Security Architecture Diagram of Scenario 4 .....	A-12

## List of Tables

Table 2-1. Specifications and Standards Addressing Security of SOAs .....	2-13
Table B-1. Types of Malicious Code Attacks Against Web Services .....	B-12

**This page has been left blank intentionally.**



## Executive Summary

The advance of Web services technologies promises to have far-reaching effects on the Internet and enterprise networks. Web services based on the eXtensible Markup Language (XML), Simple Object Access Protocol (SOAP), and related open standards, and deployed in Service Oriented Architectures (SOA) allow data and applications to interact without human intervention through dynamic and ad hoc connections. Web services technology can be implemented in a wide variety of architectures, can co-exist with other technologies and software design approaches, and can be adopted in an evolutionary manner without requiring major transformations to legacy applications and databases.

The security challenges presented by the Web services approach are formidable and unavoidable. Many of the features that make Web services attractive, including greater accessibility of data, dynamic application-to-application connections, and relative autonomy (lack of human intervention) are at odds with traditional security models and controls. Difficult issues and unsolved problems exist, such as the following:

- + Confidentiality and integrity of data that is transmitted via Web services protocols in service-to-service transactions, including data that traverses intermediary (pass-through) services.
- + Functional integrity of the Web services that requires both establishment in advance of the trustworthiness of service in orchestrations or choreographies, and the establishment of trust between services on a transaction-by-transaction basis.
- + Availability in the face of denial of service attacks that exploit vulnerabilities unique to Web service technologies, especially targeting core services, such as discovery service, on which other services rely.

Perimeter-based network security technologies (e.g., firewalls, intrusion detection) are inadequate to protect SOAs due to the following reasons:

- + SOAs are dynamic, and can seldom be fully constrained to the physical boundaries of a single network.
- + SOAP protocol is transmitted over HTTP, which is allowed to flow without restriction through most firewalls. Moreover, TLS, which is used to authenticate and encrypt Web-based messages, is unsuitable for protecting SOAP messages because it is designed to operate between two endpoints. TLS cannot accommodate Web services' inherent ability to forward messages to multiple other Web services simultaneously.

The SOA processing model requires the ability to secure SOAP messages and XML documents as they are forwarded along potentially long and complex chains of consumer, provider, and intermediary services. The nature of Web services processing makes those services subject to unique attacks, as well as variations on familiar attacks targeting Web servers.

Ensuring the security of Web services involves implementation of new security frameworks based on use of authentication, authorization, confidentiality, and integrity mechanisms. This document describes how to implement those security mechanisms in Web services. It also discusses how to make Web services and portal applications robust against the attacks to which they are subject. The following is a summary of security techniques for Web Services.

- + Confidentiality of Web Services Using XML Encryption: This is a specification from W3C and it provides a mechanism to encrypt XML documents.

- + Integrity of Web Services Using XML Signature: This is a specification produced jointly by the W3C and IETF. The power of XML signature is to selectively sign XML data.
- + Web Services Authentication and Authorization using SAML and XACML as proposed by the OASIS standards group.
- + PKI for Web Services using XKMS.
- + WS-Security: This specification defines a set of SOAP header extensions for end-to-end SOAP messaging security. It supports message integrity and confidentiality by allowing communicating partners to exchange signed encrypted messages in a Web services environment.
- + Security for UDDI: UDDI is a Universal Description, Discovery and Integration protocol to allow Web Services to be easily located and subsequently invoked. Security for UDDI enables publishers, inquirers and subscribers to authenticate themselves and authorize the information published in the directory.

## Challenges

While many of the Web services challenges have been met with existing standards, there are a number of challenges that standards organizations are currently addressing—particularly in the area of Web services discovery and reliability. The Web Services Interoperability (WS-I) organization acknowledges that there are many challenges that have yet to be addressed. Some examples of these challenges are:

- + Repudiation of transactions;
- + Secure issuance of credentials;
- + Exploitation of covert channels;
- + Compromised services;
- + Spread of viruses and Trojan horses via SOAP messages;
- + Denial of service attacks;
- + Incorrect service implementations;
- + Poor service designs.

## Discovery

In Web services discovery, participants identify and compose Web Services Description Language (WSDL) specific services based on definitions in a UDDI registry. Due to the potentially large number of service candidates in the registry, performance rankings for algorithms used to search, match and compose services can vary from case to case.

As the set of available Web services expands, advanced tools to help identify services that match a customer's functional and security requirements become increasingly important. It is important for service providers to describe their service capabilities and service requesters to describe their requirements in an unambiguous and semantic way. UDDI provides some support for this through its tModel data structure. However, more advanced techniques taking advantage of Semantic Web technologies may improve discovery capabilities. The Ontology Web Language for Services (OWL-S) is an example, but more work needs to be done to integrate such technologies into Web service registries. In

OWL-S, the service requestor can describe the service requirements using terms from a semantic model. Reasoning techniques are then used to find the semantic similarity between the service description and the request in order to find a set of matching services automatically. While both UDDI and OWL-S can be used to specify the security properties of a Web service, such support is not inherent in the discovery system. However, W3C's Semantic Annotations for Web Services Description Language is a step in the direction of merging Web services discovery technology with Semantic Web technology. Even with semantic Web services discovery, true automation will require that requestor Web services be able to explicitly determine the security requirements of the provider Web service in addition to its functionality.

### **End to End Quality of Service and Protection**

Most Web services deployed do not provide guarantees for Quality of Service (QoS) or Quality of Protection (QoP). QoS is important in defining what the expected level of performance a particular Web service will have. By prioritizing traffic, overall performance of the system can be improved. The WS-Reliability and WS-ReliableMessaging standards provide some level of QoS. Both standards support guaranteed message delivery and message ordering. The standard, however, considers other QoS parameters, such as rate of failure or average latency, as out of scope because they are usually dealt with by lower layer protocols. For Web services to truly support QoS, existing QoS support must be extended so that the packets corresponding to individual Web service messages can be routed accordingly.

Unlike QoS, standards currently exist to implement QoP for Web services, but there are no standard mechanisms for defining what the QoP of a particular provider is. Most current Web service discovery mechanisms rely solely on functionality and do not include other aspects of a Web service like QoP properties. QoS of a single service, end-to-end QoS and QoP are critical for most composite services. Enterprise systems with several business partners must complete business processes in a timely manner with efficient resource planning in consideration. The dynamic and compositional nature of Web Services makes QoS management a major challenge for Web Services.

### **Overlap between OASIS and W3C Standards**

Similar and overlapping web services security standards that are being developed by multiple standard bodies are a source of confusion to system developers. Moreover, these standards are constantly being updated resulting in interoperability problems. There is a need for more formal specification and testing of standards.

### **Methodologies for Web Services Security**

The main emphasis of web services security today is on basic infrastructure (e.g. protocols and languages). As technology matures and Web Services become widely adopted there will be a need for methodologies for security to help developers identify assets to be protected, analyze possible attacks and decide protection levels and tradeoffs.

### **Life Cycle Management**

Web services operate in dynamic environments and business partners may change their policies or protocols. Managing changes in a SOA is difficult and costly because service interactions may span across a number of applications.

### **Availability and Protection from Denial of Service Attacks**

Availability enables a Web Services Application to detect a Denial of Service (DOS) attack, to continue operation as long as possible and then to gracefully recover and resume operations after a DOS attack. There is a need for techniques to replicate data and services to ensure continuity of operations in the event of a fault. There is also a need for management and monitoring solutions to provide service performance and availability monitoring to meet certain service level objectives.

## Recommendations

1. **Replicate Data and Services to Improve Availability.** Since Web Services are susceptible to Denial of Service (DOS) attacks it is important to replicate data and applications in a robust manner. Replication and redundancy can ensure access to critical data in the event of a fault. It will also enable the system to react in a coordinated way to deal with disruptions.
2. **Use Logging of Transactions to Improve Accountability.** Non-repudiation and accountability require logging mechanisms involved in the entire SOA transaction. As of this writing, there are few implemented logging standards that can be used across an entire SOA. In particular, the level of logging provided by various UDDI registries, identity providers, and individual Web services varies greatly. Where the provided information is not sufficient to maintain accountability and non-repudiation, it may be necessary to introduce additional software or services into the SOA to support these security properties.
3. **Use Secure Software Design and Development Techniques to prevent vulnerabilities.** One way to reduce vulnerabilities is to use the principle of least privilege at the process level. The objective of secure software design techniques is to ensure that the design and implementation of Web Services Software does not contain defects that can be exploited. Software review techniques should be used to do threat modeling and risk analysis. Software security testing should include security oriented code reviews and penetration testing. By using secure software development and testing techniques Web services can be implemented to withstand a variety of attacks.
4. **Use Performance Analysis and Simulation Techniques for End to End Quality of Service and Quality of Protection.** Queuing networks and simulation techniques have long played critical roles in designing, developing and managing complex information systems. Similar techniques can be used for quality assured and highly available web services. In addition to QoS of a single service, end-to-end QoS is critical for most composite services. For example, enterprise systems with several business partners must complete business processes in a timely manner to meet real time market conditions. The dynamic and compositional nature of web services makes end-to-end QoS management a major challenge for service oriented distributed systems.
5. **Digitally sign UDDI entries to verify the author of registered entries.** UDDI registries openly provide details about the purpose of a Web service as well as how to access it. Just like WSDL descriptors, UDDI entries may provide too much information about a Web service that can provide valuable information to an attacker. Additionally, Web services use UDDI registries to discover and dynamically bind to Web services at run time. Therefore, it is important to digitally sign UDDI entries so as to verify the author of these entries.

## Conclusions

Web Services based computing is currently an important drivers for the software industry. The primary goal of Service Oriented Computing is to make a collection of software services accessible via

standardized protocols whose functionality can be automatically discovered and integrated into applications. While several standards bodies (such as W3C and OASIS) are laying the foundation for Web Services, several research problems must be solved to make secure Web Services a reality. Service description, automatic service discovery as well as QoS, reliability and protection considerations of atomic and composite Web Services are some of the important problems that need to be solved.

Web services are increasingly becoming an integral part of organizational IT infrastructures—even though there are still unmet security challenges. To this end, the development and deployment of secure Web services is essential to many organizations' IT infrastructures. However, Web service security standards do not provide all of the required properties to develop robust, secure, and reliable Web services. To adequately support the needs of the Web Services based applications, effective risk management and appropriate deployment of alternate countermeasures are essential. Defense-in-depth through security engineering, secure software development, and risk management can provide much of the robustness and reliability required by these applications.

**This page has been left blank intentionally.**

## 1. Introduction

### 1.1 Authority

The National Institute of Standards and Technology (NIST) developed this document in furtherance of its statutory responsibilities under the Federal Information Security Management Act (FISMA) of 2002, Public Law 107-347.

NIST is responsible for developing standards and guidelines, including minimum requirements, for providing adequate information security for all agency operations and assets; but such standards and guidelines shall not apply to national security systems. This guideline is consistent with the requirements of the Office of Management and Budget (OMB) Circular A-130, Section 8b(3), “Securing Agency Information Systems,” as analyzed in A-130, Appendix IV: Analysis of Key Sections. Supplemental information is provided in A-130, Appendix III.

This guideline has been prepared for use by Federal agencies. It may be used by nongovernmental organizations on a voluntary basis and is not subject to copyright. Attribution is desired and requested.

Nothing in this document should be taken to contradict standards and guidelines made mandatory and binding on Federal agencies by the Secretary of Commerce under statutory authority, nor should these guidelines be interpreted as altering or superseding the existing authorities of the Secretary of Commerce, Director of the OMB, or any other Federal official.

### 1.2 Purpose and Scope

This publication seeks to assist organizations in understanding the challenges in integrating information security practices into Service Oriented Architecture (SOA) design and development based on Web services. This publication also provides practical, real-world guidance on current and emerging standards applicable to Web services, as well as background information on the most common security threats to SOAs based on Web services. This document presents information that is largely independent of particular hardware platforms, operating systems, and applications. Supplementary security devices (i.e. perimeter security appliances) are considered outside the scope of this publication. Interfaces between Web services components and supplementary controls are noted as such throughout this document on a case-by-case basis.

### 1.3 Audience

This publication is predominantly intended for the following technical audience, although certain elements may additionally appeal to the broader management or strategic-level community:

- + System and software architects and engineers trained in designing, implementing, testing, or evaluating Microsoft .NET or Java Platform, Enterprise Edition (Java EE) framework components
- + Software developers experienced in eXtensible Markup Language (XML), C#, VB.NET (Visual Basic for .NET), or Java for Web Services
- + Security architects, engineers, analysts, and secure software developers/integrators
- + Researchers who are furthering and extending service interfaces and conceptual designs

## **1.4 Document Structure**

The remainder of this document is organized into six major sections. Section 2 provides background into Web services and portals and their relationship to security. Section 3 discusses the many relevant Web service security functions and related technology. Section 4 discusses Web portals, the human user's entry point into the SOA based on Web services. Section 5 discusses the challenges associated with secure Web service-enabling of legacy applications. Finally, Section 6 discusses secure implementation tools and technologies.

The document also contains several appendices with supporting material. Appendix A provides a set of scenarios in which Web services could be deployed in the real world. Appendix B offers an unabridged discussion of several attacks commonly leveraged against Web services and SOAs. Appendix C provides an overview of ebXML, a Web services protocol suite developed by the United Nations Centre for Trade Facilitation and Electronic Business (UN/CEFACT). Appendices D and E contain a glossary and acronym list, respectively. Appendices F and G list print resources and online tools and resources that may be useful references for gaining a better understanding of Web services and SOAs, security concepts and methodologies, and the general relationship between them.



## 2. Background to Web Services and Their Relationship to Security

Organizations are adopting Service Oriented Architecture (SOA) to support their mission critical applications. SOA is a computing paradigm emphasizing dynamic service discovery, composition, and interoperability. Web services are a technology that can be used to implement SOA and are increasingly becoming the SOA implementation of choice. For a SOA to truly meet its goals, applications developed must be secure and reliable. A large number of security standards have been proposed for Web services by a number of different organizations. This section provides an overview of Web services, the associated security challenges, and the standards available for securing Web services.

### 2.1 Introducing Web Services

The following section introduces the various aspects of Web services: messaging, discovery, portals, roles, and coordination. To aid in the discussion, an example Web service, loan service, which processes loans, will be used. The loan service relies on two other Web services: an interest rate service (the rate service) and a credit check service (the credit service). With this example, each aspect of Web services will be used in developing an application based on the SOA paradigm.

#### 2.1.1 Web Service Messaging

Web service messages are sent across the network in an XML format defined by the World Wide Web Consortium's (W3C) SOAP standard. Originally, SOAP was an acronym for Simple Object Access Protocol, since the release of the SOAP 1.2 specification, the term SOAP is no longer recognized as an acronym, but rather as a proper noun. In most Web services, there are two types of SOAP messages: requests and responses. SOAP was designed to support many message exchange patterns (MEPs) in addition to request/response such as one-way and peer-to-peer. When a SOAP request is received, the Web service performs an action based on the request and returns a SOAP response. In many implementations, SOAP requests are similar to function calls while SOAP responses return the results of the function call.

The loan service sends SOAP requests to both the credit and rate services to have them perform some calculations on data provided by the user. The loan service must have the credit check results of the individual to receive the loan and information about the current rates provided by the bank. Once both SOAP responses have been received, the loan service can determine whether or not to grant the loan to the user. Figure 2-1 illustrates how the loan Web service functions.

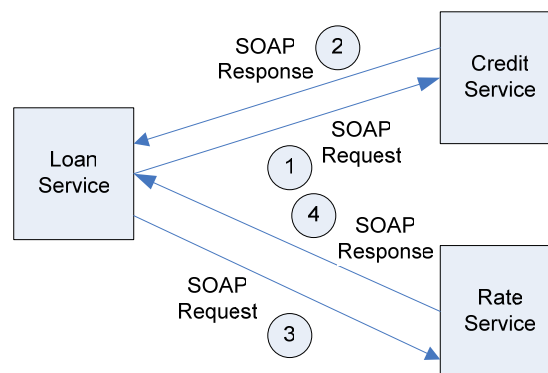


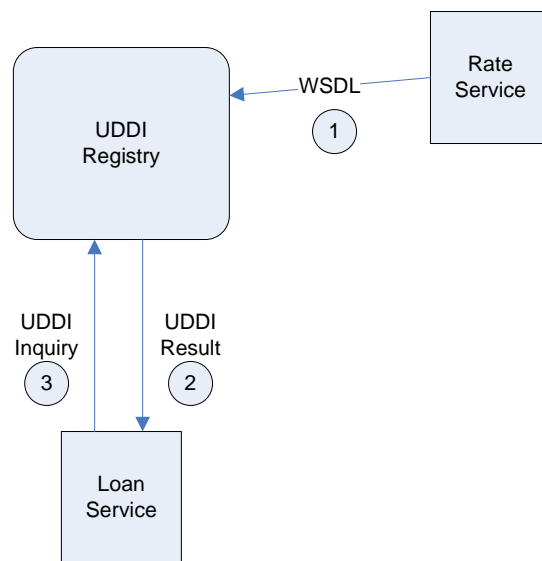
Figure 2-1. Web Service Messaging Example

1. The loan service sends a SOAP message to the rate service requesting a compilation of the current rates provided by the bank
2. The rate service sends a SOAP response containing the current rates
3. The loan service sends a SOAP message to the credit service requesting a credit check be performed on the user
4. The credit service sends a SOAP response back to the loan service with the results of the credit check.

### 2.1.2 Web Service Discovery

To define the format of each SOAP message, W3C developed the Web Service Description Language (WSDL). WSDL interfaces are created by each Web service and can be shared to allow dynamic binding. Through dynamic binding, Web services can communicate with newly added services without any additional programming or configuration changes. To facilitate the discovery of Web services, a discovery standard called Universal Description, Discovery and Integration (UDDI) was developed. UDDI allows Web services to search for one another dynamically. When combined with WSDL, Web services can easily discover and use new services at run-time without human intervention.

In the bank loan example, the loan service needs to discover the rate service prior to using it. The rate Web service is listed in the UDDI registry as a Web service capable of providing information about the bank's rates. When the loan service is initiated, the UDDI registry is accessed and searched for a Web service capable of providing the bank's rate information. The UDDI registry returned the rate service's Uniform Resource Identifier (URI) and details about how to access the rate service, which are derived from the WSDL interface. Figure 2-2 illustrates the discovery process.



**Figure 2-2. Web Service Discovery Example**

1. The rate service's WSDL is mapped into a UDDI registry entry
2. The loan service queries the UDDI registry for a Web service capable of providing interest rate information

3. The loan service receives the rate service's entry and a URI to access the rate service

### 2.1.3 Web Portals

A Web portal is the end users' interface to the SOA. Web portals are essential because many Web services are designed to be initiated on behalf of a user. Figure 2-3 shows how messages pass between the user and the portal. Portals provide a human readable interface to the functionality provided by a Web service. When the user indicates that a particular action should be performed, the portal sends a SOAP request to the appropriate Web service and receives a SOAP response with the result of the action and displays an appropriate response to the user. Web portals can provide access to more data sources than Web services alone, but almost all data sources can be implemented as Web services.

In the bank loan example, a user accesses a Web portal that gives the user the option of taking out a new loan. The user initiates the loan request, causing the Web portal to send a SOAP request to the loan service. Once the loan service completes its calculations, a SOAP response is sent back to the Web portal. The Web portal processes the SOAP response and generates an associated HTML page for the user.

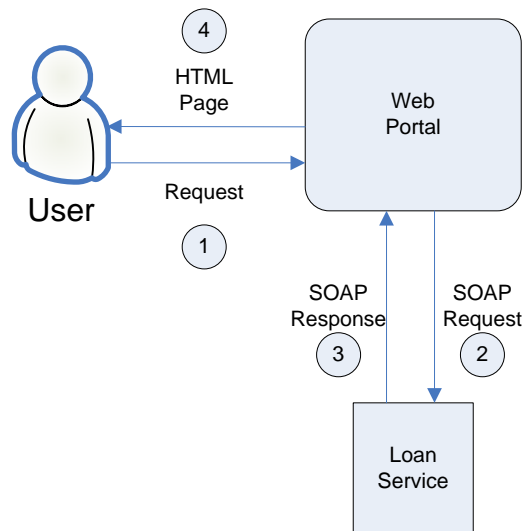


Figure 2-3. Example Portal Interface

1. User requests a new loan
2. Web portal sends a SOAP request to the loan service
3. Loan service sends a SOAP response to the Web portal
4. Web portal generates an HTML page for the user

### 2.1.4 Web Service Roles, Modes, and Properties

The following sections summarize the overarching roles of the constituent components of an SOA: requester, provider, and intermediary. These roles are not exclusive: a single Web service may be designed to act as a requester, provider, and intermediary depending on the context of the SOA transaction.

#### **2.1.4.1 Requester Web Services**

The requester Web service initiates a Web service transaction on its own or on behalf of a user via a portal, thus the requestor service is tasked with sending proper syntax and taking the proper security measures required by the provider.

In the loan Web service, when a user accesses the bank's Web site and makes a request for a loan, the loan service acts as a requester service and sends requests to the rate service and credit service. After receiving the user's credit rating and the current rates, the loan service can then provide the user with a loan or deny the user's request.

#### **2.1.4.2 Provider Web Services**

The provider accepts a request from the requester and provides a response based on the input. The provider is responsible for setting the standards for authentication, authorization, encryption, and non-repudiation. The provider communicates its requirements through the extensibility of WSDL, a discovery service, or both. Some requirements may be negotiable, allowing requesters and providers to dynamically determine how to proceed, but at this time WSDL and discovery services do not provide a standard way for negotiating such requirements. Standards are under development to address this shortcoming.

In the loan service example, the rate service is a provider service. When the rate provider receives a request, it performs the necessary calculations to determine the current rates offered by the bank. Once the request has been processed, the provider sends an appropriate response containing the bank's current rate information.

#### **2.1.4.3 Intermediary Web Services**

Web services provide a SOA in which applications are "loosely coupled," allowing Web services to dynamically bind to other Web services at run-time depending on the needs of the user or application. Web services publish their functions to the UDDI registry so that other Web services can find needed functionality. This enables the reuse of applications, particularly legacy applications; by developing a Web services interface that is accessible via SOA, organizations can conserve resources used for costly migrations between platforms. Often, this results in a chain of Web service invocations—and an associated performance penalty. This penalty, however, is often offset by the savings in development time associated with re-using components. In a network with low latency and high availability, this performance penalty can be minimized such that it is not noticeable.

An intermediary service is a Web service that is invoked in a chain. The most common example of an intermediary Web service is an XML gateway that receives requests from requesters, performs security checks against the requests, and then forwards the requests to an internal Web service provider. From the perspective of the requester Web service, there is only a single provider Web service, but in reality there are two.

In the loan example, the credit service is an intermediary Web service. It receives a request from the loan service and then forwards the request on to the credit services for each of the major credit bureaus. This allows the user's credit information to be checked by multiple sources while allowing the loan service to use a single service. The credit service processes responses from each source and returns an internal metric used by the loan service for determining whether the user should be granted the loan.

### 2.1.5 Coordination: Orchestration and Choreography

Web services provide a SOA in which applications are “loosely coupled,” allowing Web services to dynamically bind to other Web services at run-time depending on the needs of the user or application. This scenario is often useful for enabling the reuse of applications, particularly legacy applications; by developing a Web services interface that is accessible via SOA, organizations can conserve resources used for costly migrations between platforms. Often, this results in a chain of Web service invocations.

There are two different types of mechanisms for linking Web services: Web services orchestration and Web services choreography. Web services orchestration is performed within an organization’s SOA and concerns the use of existing Web services to create another Web service. Web services choreography is performed among multiple organizations’ SOAs and describes relationships between Web services so that Web services understand how to interact with one another to perform a process. Figure 2-4 illustrates how no single Web service is in control in a choreography.

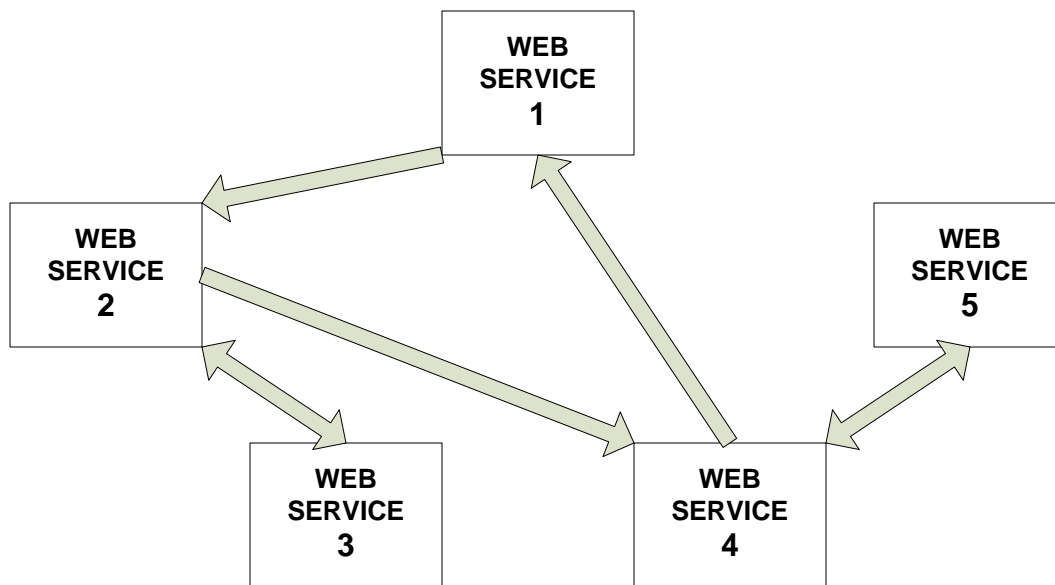


Figure 2-4. A Web Service Choreography

When invoking a Web service orchestration, the encapsulating Web service uses an orchestration engine to define which Web services will be invoked. In contrast, when invoking a Web choreography, the sequence of Web services is more dynamic and the decisions are made by the relationships defined between individual Web services rather than a unifying orchestration engine. Figure 2-5 illustrates how the Web service orchestration is controlled by a single Web service.

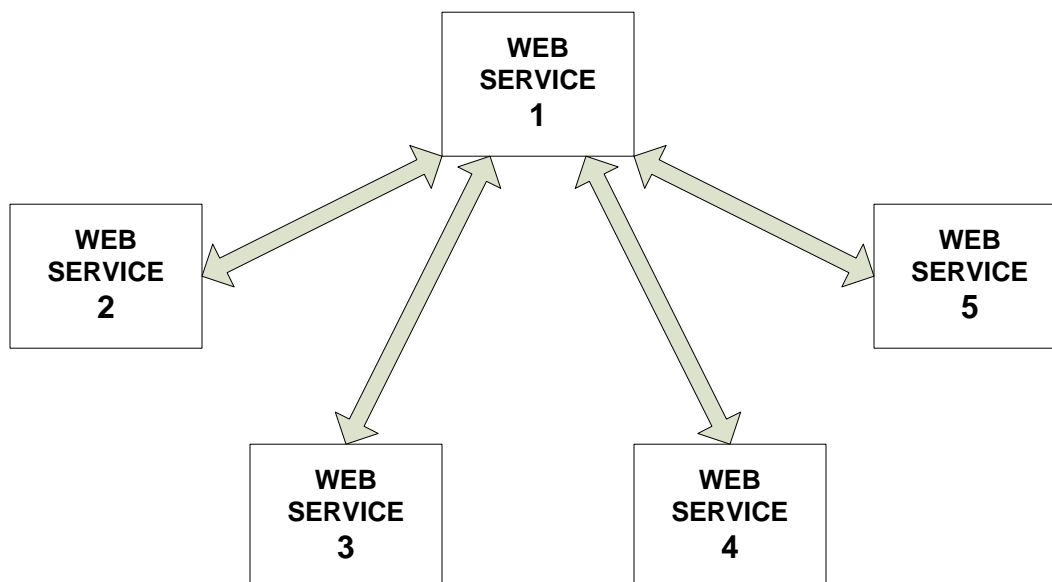


Figure 2-5. A Web Service Orchestration

Using the loan service example, the credit service could be implemented as a choreography; each Web service in the transaction is not necessarily operated by the same organization as the credit service. Each Web service, the credit service and the individual credit bureau service, would enumerate the rules and expectations for interacting with one another. The credit service would dynamically look up the credit bureau service, process the information that is needed to interact with them, and then initiate a choreography among the services.

The rate service may be implemented as an orchestration, as all of the involved Web services would be internal to the rate service's organization. To fully calculate the interest rates that the loan service will use, the rate service consists of a chain of SOAP requests and responses passed from one internal Web service to another to gather the necessary information to respond with accurate rates. Each transaction within the orchestration is controlled by the rate service, so that requests and responses occur in the proper order and failures do not propagate throughout the transaction. Once complete, the rate service returns the result of the orchestration to the loan service.

## 2.2 Elements of Security

The security challenges presented by the Web services approach are formidable and unavoidable. Because a Web service relies on some of the same underlying HTTP and Web-based architecture as common Web applications, it is susceptible to similar threats and vulnerabilities. Many of the features that make Web services attractive, including greater accessibility to data, dynamic application-to-application connections, and lack of a well-defined and bounded run-time environment, are at odds with traditional security approaches. Like any other type of application, Web services security is founded on the following concepts:

- + **Authentication:** Who is accessing the resource? Verify that principals (humans or application components) are who they claim to be through appropriate proof of identity. Determine the identity or role of a party attempting to perform some action, such as accessing a resource or participating in a transaction.

- + **Authorization:** What can they do? Grant permission for principals to access resources based upon access rights. Determine whether some party is allowed to perform a requested action or access particular resources, such as viewing a Web page, changing a password, or committing an organization to a ten million dollar transaction.
- + **Integrity:** Ensure that information is intact. Ensure that information is not changed in transit, either due to malicious intent or by accident. This may be information that is transmitted over a network, such as from a Web browser to a Web server, information stored in a database or file system, or information passed in a Web services message and processed by intermediaries.
- + **Non-repudiation:** Verify the identity of authors using electronic signatures analogous to handwritten signatures. Produce or verify an electronic signature intended to be the equivalent of a handwritten signature. Such a signature may be used for different purposes such as approval, confirmation of receipt, acceptance or agreement.
- + **Confidentiality:** Make content unreadable by unauthorized parties. Ensure that only legitimate parties may view content, even if other access control mechanisms are bypassed, and guarantee that exchanged information is protected against eavesdroppers. Confidentiality is generally associated with encryption technologies, although other approaches such as steganography (information hiding) might serve a similar purpose.
- + **Privacy:** Limit access and use of individually identifiable information. Personally identifiable information is required by individuals and companies to perform services for the individual.

## 2.3 Web Services Security Dimensions

The Web services security dimensions have been defined as: secure messaging, resource protection, negotiation of contracts, trust management, and security properties<sup>1</sup>. Each dimension is essential to the development of secure applications using Web services, but they are each at a different level of development. This section describes each security dimension and provides an overview of what technologies are available, what is on the horizon, and what remains to be done.

### 2.3.1 Secure Messaging

Web services rely on the Internet for communications. SOAP messages that travel over the Internet can be viewed or modified by attackers as the messages traverse the Internet. According to the SOAP specification, SOAP was not designed with security in mind. Instead, the intent was for secure messaging to be developed as an extension to the SOAP standard. As such, there are several options available for securing Web service messages:

- + **HTTPS.** Because SOAP messages are transmitted using HTTP, it is trivial to modify a Web service to support HTTPS.
- + **XML Encryption and XML Signature.** These XML security standards developed by W3C allow XML content to be signed and encrypted. Because all SOAP messages are written in XML, Web service developers can sign or encrypt any portion of the SOAP message.
- + **WS-Security.** WS-Security was developed as an extension of the SOAP standard, describing a mechanism for using XML Encryption and XML Digital Signature to secure SOAP messages.

---

<sup>1</sup> These dimensions are based on those defined in the paper *Securing Service-Based Interactions: Issues and Directions* by Hamid Nezhad, *et al* and can be found at <http://dsonline.computer.org/WAS>

Each secure messaging option has its own strengths and weaknesses. They are discussed more in-depth in Section 3.4. Additional security standards are under development, such as WS-SecureConversation that extend WS-Security and improve efficiency.

### **2.3.2 Protecting Resources**

When resources are made publicly available, it is important to ensure that they are adequately protected. Usually, Web services are intended to be accessible only to authorized requesters—requiring mechanisms for access control. There are numerous standards available that meet these challenges. A Web service can perform authentication through several different methods, including transport layer authentication, token authentication via the Web Services Security (WS-Security) specification using Security Assertion Markup Language (SAML) assertions or other tokens, and the SOAP authentication header. Authorization for Web services are often done through custom implementations, but the eXtensible Access Control Markup Language (XACML) is an OASIS standard that is available for performing authorization decisions; eliminating the time and cost associated with developing and testing a custom solution.

To perform access control, Web services need to identify and authenticate one another. Several different methods are available, including transport layer authentication, token authentication via the WS-Security specification using Security Assertion Markup Language (SAML) assertions or other tokens, and the SOAP authentication header.

In the loan service example, the rate service is a provider service. When the rate provider receives a request, it needs to validate the identity of the requester and the supplied input. By validating the requester's identity, the rate service can check with organizational policies to determine whether the requester is authorized to access rate information. By validating the input, the rate service can ensure that the request includes valid and acceptable parameters—if the requester happens to submit unexpected content, one should be suspect that an attacker may be probing the Web service for vulnerabilities. Once the request has been processed, the provider sends an appropriate response containing the bank's current rate information.

The challenges faced in protecting resources go beyond simply providing access control mechanisms. Simply accessing the Web service may not be the goal of an attacker. Disrupting the service, acting as a man-in-the-middle, eavesdropping on the service, impersonating the service, or even using weaknesses in the service's implementation to control the host platform may adequately suit an attacker's needs.

### **2.3.3 Negotiation of Contracts**

One of the primary goals of SOA is to facilitate the automation of business processes by allowing Web services to automatically discover one another and immediately take advantage of the functionality offered. To facilitate business transactions, Web services need to be able to create, enforce, and abide by contracts between organizations. For example, the credit service relies on another organization's Web services. A contract between the two organizations ensures that all Web services will operate as expected and that the information passed between organizations will be properly secured. In many situations, these contracts are negotiated and agreed upon prior to implementations. Ideally, Web services would be able to negotiate and agree upon such contracts immediately after discovery during runtime to take advantage of new functionality immediately. In lieu of this ideal, many SOAs rely on an implicit contract offered by the WSDL interface of a Web service and expect it to operate as advertised.



The ebXML<sup>2</sup> suite of standards provides robust tools for negotiating business processes and contracts using Web services, but the ebXML standards are too complex to use for simple Web services, such as a bank's internal rate service. Usually, the WSDL interface or registry entry of an individual Web service can be considered an implicit contract between the services, but there are no standards that support the enforcement of implicit contracts. Research in the realm of Web service choreography will aid in enforcing implicit contracts.

In addition to ensuring that a Web service acts as expected, Web services may have specific security requirements, Quality of Service (QoS) and Quality of Protection (QoP). For example, a credit service may require that certain information be encrypted and signed using WS-Security while the requester service may require a guaranteed response through reliable messaging. The ebXML suite of standards provides support for security properties in contracts, but it does not fully support automatic security properties negotiation. The WS-Choreography standard provides some support for negotiating security requirements. A promising area of research is Semantic Web services. Using Semantic Web technologies, Web services can intelligently search for other Web services with specific properties, including security properties. In addition, the Semantic Web Services Architecture (SWSA)<sup>3</sup> developed by the Defense Advanced Research Projects Agency (DARPA) Agent Markup Language (DAML) Program specifically addresses negotiating contracts among Semantic Web services and the associated architectural requirements:

- + **Negotiation protocol.** A protocol for negotiating properties of the Web service transaction is required. Research is under way to develop negotiation protocols using Semantic Web technologies.
- + **Negotiation service.** A separate service provider that offers itself as a core service within the SOA that can be used by any Web service that does not need to negotiate on its own.
- + **Mediation service.** A trusted core service that can be used by services involved in a negotiation to mediate disputes of various properties of the service contract.
- + **Auditing service.** A core service that the results of the negotiation will be passed to for storage. This will provide non-repudiation and accountability for the resulting contract.
- + **Negotiation-enabled Web service.** Individual Web services will be able to inform one another that they support negotiation through the discovery process. Web service requesters can negotiate QoP and QoS with such services.

While these architectural requirements are specific to SWSA, these functions can prove useful when developing any SOA capable of supporting negotiation.

### 2.3.4 Trust Relationships

Web services standards are inherently flexible and have allowed for several architecture models to evolve: a brokered trust model, a pair-wise trust model, a federated trust model, and a perimeter defense model. While these models use the term trust, they are limited to being able to trust the identity of the service. Just because a Web service's identity can be established does not mean that the service itself is inherently trustworthy. There is always the possibility that a "trusted" Web service has entered an erroneous state or has been compromised.

<sup>2</sup> More information on ebXML can be found in Appendix 6.5 Appendix C— and at <http://www.ebxml.org>

<sup>3</sup> The SWSA requirements can be found at <http://www.daml.org/services/swsa/swsa-requirements.html>

The trust-related protocols for Web services do nothing to warrant the “goodness” of the service; they only provide a mechanism for establishing the service’s identity. For this reason, regardless of whether the provider is a trusted entity in terms of its identity, the requester should not presume that it will not send erroneous or potentially malicious content in a response to the requester’s request. Similarly, because providers listen (like a server) for requests from various requesters, they should not presume that erroneous or malicious content will not be sent in place of valid requests. Nevertheless, identifying and authenticating Web services is an essential step in establishing trust. Each trust model provides different benefits and drawbacks allowing trust to be supported in a wide variety of environments.

The pair-wise trust model is the simplest of all trust architectures, but the least scalable. In the pair-wise architecture, each Web service is provided—at configuration—the security information of all other Web services will be interacted with so that those transactions and Web services can be trusted. This approach eliminates the need for developers to coordinate with other entities, but it creates an unscalable and non-uniform security architecture, because adding a new Web service would require adding new information to all existing services it could interact with. When the SOA becomes large and dynamic, adding a new Web service can become time and resource intensive.

In the brokered trust model, an independent third party acts as a trusted third party for the Web service. The requester and provider interface with the third party for a variety of security services. Unlike the pair-wise trust model, Web services using the brokered trust model need to be designed with the broker’s interface in mind, so that identity information can be properly retrieved by the Web service. This approach eases the distribution of identity information between Web services; each Web service will only need to verify the identity of the trust broker rather than the identity of all Web services in the SOA.

A federated trust model allows Web services from different organizations to seamlessly interact with one another via various “federation” mechanisms. It builds upon both the brokered and pairwise trust models by allowing organizations to use their own central trust brokers while relying on pairwise trust or brokered trust between organizations. Each organization that wishes to federate must do so following complex business procedures and protocols, but the end result allows the Web services of each organization to interact with little or no changes to their original configuration.

Another commonly used Web service architecture is the perimeter defense strategy. Devices known as XML gateways are placed between Web services providers and requesters. An XML gateway acts as a proxy for the Web service by performing the security-related functionality in its place. These devices have proven extremely versatile in that they are highly configurable and can meet most, if not all, security requirements needed for the Web service while still allowing the Web service to be designed without security in mind. While XML gateways are important tools in an organization’s security strategy, they are not a panacea. Should an attacker bypass the XML gateway, all internal Web services will be vulnerable to attack. Internal Web services must be designed, developed, and configured securely.

### **2.3.5 Properties of Secure Software for Web Services**

All software, including Web services, can be characterized by its fundamental properties, which include functionality, performance, cost, usability, and security. The elements of security discussed in Section 2.2, are considered attributes or lower level security properties of Web services.

The following five properties of software that, if present, will directly contribute to the ability to assure that a Web service is secure:

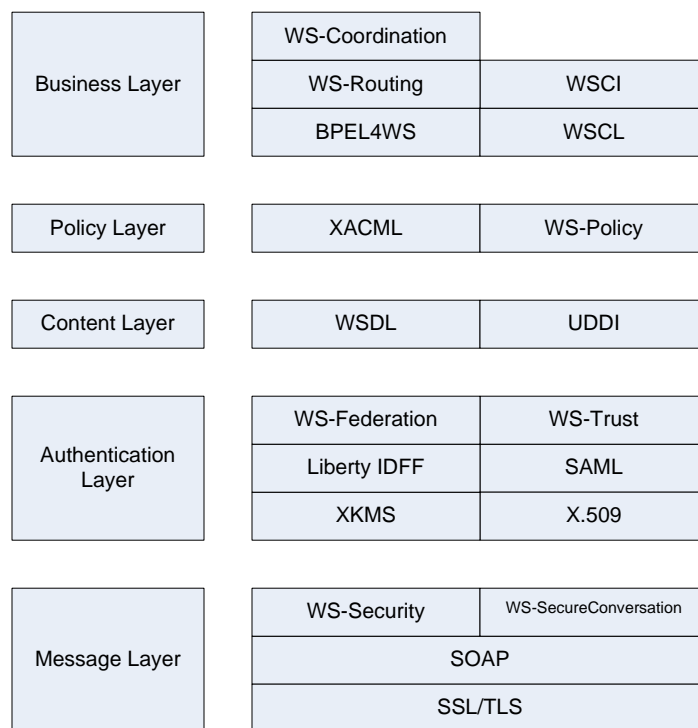
- + **Predictability of operation.** The Web service will never deviate from correct operation under expected conditions. If the Web service software is free of defects, predictability can be used to verify that the Web service is secure.
- + **Simplicity of software design and code.** These properties make it easier to understand how the Web service operates and behaves, and allows reviewers to discover exploitable defects and easily remedy them.
- + **Correctness.** A property that ensures that the Web service’s specified requirements are consistently satisfied under all expected operating conditions (for a Web service to be secure, correctness must be consistently exhibited under unexpected conditions, including hostile conditions associated with attacks). If the Web service software is correct, many implementation defects will be avoided, among which some percentage will represent exploitable vulnerabilities.
- + **Safety.** Web service software that sustains predictable, dependable execution under unpredictable non-hostile conditions, e.g., when unintentional faults occur.
- + **Availability.** A Web service that continues to operate as intended while facing a DoS attack.

## 2.4 Meeting the Requirements for Securing Web Services

Several organizations, OASIS, W3C, the Liberty Alliance, and various members of industry have put together numerous security standards and techniques for securing Web services. For the most part, these standards and techniques all complement or extend one another, but there are some conflicting or competing standards in the mix. This section provides an overview of the various standards and how they relate to one another and the Web services paradigm. Section 3 discusses the most widely accepted standards, technologies, and techniques in detail.

### 2.4.1 Secure Web Service Standards Stack

The open standards communities that created Web services developed a number of security standards for Web services. Figure 2-6 illustrates a notional reference model for Web services security standards. This reference model maps the different standards to the different functional layers of a typical Web service implementation. These “layers” should not be interpreted to be strictly hierarchical (i.e., they are not “layers” in the sense of the layers in the TCP/IP or OSI reference model).



**Figure 2-6. Web Services Security Standards: Notional Reference Model**

Standards at the message layer are used to secure messages as they are transmitted over the network. The message security standards SSL/TLS, WS-Security, and WS-SecureConversation each operate on SOAP messages a different level. As shown in the diagram, SSL/TLS provides a secure tunnel through which SOAP messages can pass while WS-Security and WS-SecureConversation provide message protections by extending SOAP.

The authentication allows Web services to verify the identity of entities within the SOA. For direct authentication, traditional X.509 and its XML counterpart, the XML Key Management Specification (XKMS), provide mechanisms for identifying users and individual Web services within a SOA. Brokered trust mechanisms, such as WS-Trust and SAML, allow Web services to rely on trusted third parties to perform authentication. Finally, WS-Federation and Liberty IDFF provide mechanisms to support identity federation within the SOA.

The content layer is used primarily in discovery. Through WSDL and UDDI, Web services can dynamically discover and bind to one another. While there are no security features in the WSDL specification, UDDI v3.0.2 allows registries to perform authentication and ensure the integrity of discovery information.

The policy layer allows Web services to access and share the policies that they enforce. WS-Policy allows Web services to share their capabilities and constraints while XACML allows Web services to query an organizational access control policy for authorization purposes.

Standards at the business layer allow for the composition of Web services to support various business processes. Each competing standard provides a slightly different mechanism for coordinating Web services, but they focus on two primary techniques: orchestration and choreography.

## 2.4.2 Secure Web Services Standards

In addition to providing security at different layers of the Web service architecture, each standard provides a different aspect of security. Table 2-1 shows what security properties various specifications and standards provide in each of the SOA security dimensions.

**Table 2-1. Specifications and Standards Addressing Security of SOAs**

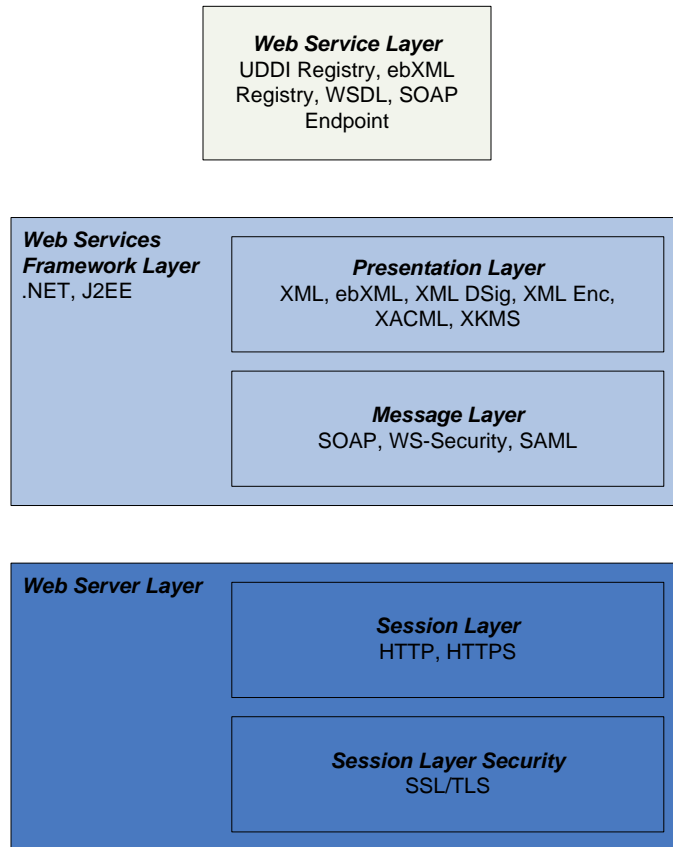
Dimension	Requirement	Specifications
Messaging	Confidentiality and Integrity	WS-Security (XML Enc.)
		SSL/TLS (HTTPS)
	Authentication	WS-Security (SAML, X.509)
		SSL/TLS (X.509)
Resource	Authorization	XACML
		XrML
		RBAC, ABAC
	Privacy	EPAL
		XACML
	Accountability	Auditing tools, NIST SP 800-92 <sup>4</sup>
Negotiation	Registries	UDDI
		ebXML
	Semantic Discovery	SWSA
		OWL-S
	Business Contracts	ebXML
Trust	Establishment	WS-Trust
		XKMS
		X.509
	Proxying	SAML
		WS-Trust
	Federation	WS-Federation
		Liberty IDFF
		Shibboleth
Security Properties	Policy	WS-Policy
	Security Policy	WS-SecurityPolicy
	Availability	WS-ReliableMessaging
		WS-Reliability

Each SOA security dimension is supported by one or more security requirements. Each requirement may have any number of standards that support it. For example, both SSL/TLS and WS-Security provide confidentiality, integrity and authentication support for the messaging dimension while the accountability requirement of the resource protection dimension and the software security requirement of the security properties dimension do not have supporting standards.

<sup>4</sup> SP 800-92, *Guide to Computer Security Log Management*, is available at <http://csrc.nist.gov/publications/nistpubs/>

### 2.4.3 Security Architecture/Reference Model for Web Services

Figure 2-7 depicts an architecture for a Web service in its execution environment. The components of the notional Web services security architecture are described in the sections below.



**Figure 2-7. Web Service Security Architecture**

The Web service layer is the layer in which the Web service software, the data handled by the Web service, and the messages it uses to communicate with other Web services reside. Web service layer components include:

- + UDDI and ebXML registries
- + Web Service Description Language (WSDL) documents and the services that generate and access them
- + SOAP endpoints and servers
- + Requester and provider Web services
- + Portals
- + Proxy agents.

The Web services framework layer contains components that provide security functions used by the Web service but not coded into the service itself.

- + Presentation layer
- + XML parsers
- + XML DSig and XML Enc capabilities and XKMS
- + XACML
- + Message layer
- + SOAP message creation and parsing capability
- + SAML processing
- + WS-Security support.

Web services can also interact, via the framework layer, with security services in the Web server layer, which provides lower-level network connectivity and related security services to the Web service, such as:

- + Session layer communications via HTTP or HTTPS
- + Session layer security via SSL/TLS.

The Web server layer also provides the Web service access to external security mechanisms, such as:

- + Database access controls
- + File system controls
- + Other security services.

## 2.5 Core Services

The notion of *core services* has yet to be completely defined. Traditionally, these are services that can be used by any or all of the Web services in an organization's SOA. Two examples are the Open Grid Services Architecture (OGSA), developed for the Globus Grid, and the Department of Defense's (DoD's) Net-Centric Enterprise Services (NCES), developed for the Global Information Grid. Both OGSA and NCES provide a set of services available throughout an organization that provide services essential to most Web services, such as discovery, authentication, and authorization. OGSA provides a comprehensive list of what can be offered as core services: service management, service communication, policy services, and security services. While most SOAs, including NCES, do not follow the OGSA specifications, they use these same categories of core services using differing names:

- + **Service management services:** assist in managing a SOA by providing mechanisms to install, maintain, monitor, and troubleshoot Web services.
- + **Service communication services:** provide support for various types of communications models between services: queued messaging, publish-subscribe event notification, and distributed logging services.
- + **Policy services:** provide a framework for creating, administering, and managing policies for the infrastructure; these policies cover security, resource allocation, and performance.

- + **Security services:** provide support for different security models, mechanisms, protocols, and technologies that extend core Web services security protocols to support activities such as authorization, authentication, trust policy enforcement, and credential transformation.<sup>5</sup>

In the loan service example, core services would be used to offload identification, authentication, and authorization, among other capabilities, so that developers of the loan, rate, and credit services do not have to implement their own security functionality. For instance, when the loan service sends a request, it would forward that request to a security service, which would add an appropriate security token and encrypt and sign portions of the SOAP request. Provider services could then pass the SOAP request through the security services to validate the request and use a policy service to assess whether the loan service is authorized to access the provider. All services could take advantage of the distributed logging service to provide an audit trail for later analysis if a security breach is discovered. By offloading some of the processing to these core services, the implementation of the loan, rate, credit services is simplified when compared to a single Web Service with similar functionality. This further improves security by lowering the number of possible defects that could exist in the individual services, but it introduces a slight performance penalty associated with the communication with the core services. This penalty can be minimized by ensuring the core services are highly available Web services.

## 2.6 Common Attacks against Web Services

As with any software-based service that is network-enabled, Web services are at risk for many of the same security exploits that target software. An extensive listing and descriptions of common attacks targeting Web applications and Web services appear in Appendix B. There are a number of characteristics that may introduce potential opportunities for attack that specifically target SOAs and Web services

Traditional security technologies are by and large inadequate to secure Web services. Perimeter-based network security technologies (e.g., firewalls, intrusion detection systems) are inadequate because Web services are transmitted using HTTP, which is usually given free reign by such perimeter technologies. While certain types of firewalls support filtering HTTP content, and some can support filtering SOAP, filtering all XML messages with traditional firewalls can prove to be expensive and reduce the throughput of the firewall. Due to the SOA paradigm, which allows for messages to be passed via intermediaries rather than simply by point-to-point communication, SSL/TLS is unsuitable for a number of possible SOAP transactions because SSL/TLS is designed to secure transactions between individual Web services, potentially allowing an intermediary service to read or alter the SOAP message before relaying it through SSL/TLS. The SOAP specification explains that SOAP was designed with the intent of leaving security for an extension:

“Two major design goals for SOAP are simplicity and extensibility. SOAP attempts to meet these goals by omitting, from the messaging framework, features that are often found in distributed systems. Such features include but are not limited to “reliability”, “security”, “correlation”, “routing”, and “Message Exchange Patterns” (MEPs). While it is anticipated that many features will be defined, this specification provides specifics only for two MEPs. Other features are left to be defined as extensions by other specifications.”

The Web Services Interoperability Organization (WS-I) has produced a document describing SOAP’s security challenges, which include the following:

---

<sup>5</sup> A visual tour of Open Grid Services Architecture can be found at: <http://www-128.ibm.com/developerworks/Webservices/library/gr-visual/>.



- + SOAP does not perform any authentication between SOAP endpoints or intermediaries. Because SOAP does not provide a mechanism for identification and authentication, there is no way to verify the origin of a SOAP message.
- + SOAP does not provide a mechanism for ensuring data integrity or confidentiality either at rest or during transit.
- + SOAP does not provide a mechanism for preventing SOAP messages from being resubmitted.
- + Modern Web services use WSDL and UDDI to share information about one another so that Web services may dynamically bind to one another at run-time.

The WSDL description of a Web service is usually automatically generated by the Web service framework used and openly reveals the entire API of the Web service—even parts of the Web service that may have been disabled or that are used solely for debugging purposes. Exposing too much information about a Web service through its WSDL descriptor may provide information about the design and security requirements of the Web service, which can lead to a successful attack or to privacy violations.

UDDI registries openly provide details about the purpose of a Web service as well as how to access it. Like WSDL descriptors, UDDI entries may provide too much information about a Web service that could provide valuable information for an attacker. Additionally, Web services use UDDI registries to discover and dynamically bind to Web services at run time. Because the UDDI specifications did not address digitally signing entries until version 3.0.2 (released as an OASIS standard in 2005), many UDDI registries do not provide a robust mechanism for verifying the author of registry entries, allowing malicious Web services to be potentially added to the registry and used by other Web services.

## **2.7 Web Services' Interfaces with Network/Infrastructure Security Architectures**

Because much of Web services security relies on XML Encryption and XML Digital Signatures or SSL/TLS, all of which use X.509 digital certificates to store cryptographic keys, most Web services frameworks seamlessly support and interface with a Public Key Infrastructure (PKI). In particular, WS-Security supports the X.509 Certificate Token Profile. The X.509 Token Profile v1.1 is under development at OASIS but is supported by most WS-Security implementations. While the Web service itself does not need to implement XKMS or non-XML PKI protocols, these protocols must be supported by the host system to properly interact with the PKI.

In general, .NET and Java Web services rely on Windows and Java mechanisms to store the various certificates that will be used by the Web service. By default, these key storage mechanisms require administrative interaction to fully interact with a PKI. COTS products are available to integrate with a PKI. Additional Web services can also be developed to interact with the key management infrastructure.

Web services frameworks provide support beyond simply abstracting the technical SOAP implementation, they often provide authentication and authorization services. Java Enterprise Edition (Java EE) and .NET both provide client authentication via SSL/TLS as well as sophisticated authorization services that can interface with any authentication mechanism. In particular, frameworks use widely used and robust libraries for authentication and authorization, which make these implementations less likely than others to have bugs. An additional security feature provided by Java and .NET frameworks is sandboxing, which completely separates all actions of the Web service from the operating system, providing added benefits to developers and administrators: stricter permissions and capabilities than those provided by the operating system can be applied to a Web service, and the sandbox will prevent the Web service from inadvertently or maliciously harming the underlying operating system.

Web services frameworks provide a number of benefits to developers in addition to well-tested tools and libraries: automatic creation of WSDL descriptors, client and server stubs, and potentially some implementation code. While this support can greatly improve the productivity of the development team, some developers may begin to rely on these tools when developing Web services and may not fully understand the code that is automatically generated. Should such developers be required to use a different development environment for Web services, they may not be adaptable and may inadvertently introduce security vulnerabilities. Additionally, the use of non-vetted, automatically generated code can itself lead to security vulnerabilities; most automatically generated code is not intended for production use, but merely to guide and aid developers.

Developers need to be fully versed in the libraries supported by the framework when dealing with libraries that perform authentication, authorization, and other security functions that are not supported by the base framework, such as XACML, SAML, and WS-Security (in Java). For example, XACML provides a flexible and platform-independent framework for Web services authorization. To properly implement XACML support may require overriding the framework's authentication mechanism at various points, which could lead to potential vulnerabilities in the Web service application. Supporting SAML or WS-Security in place of native authentication mechanisms may require the Web service to bypass authentication services provided by the framework, leading to potentially vulnerable code. Until frameworks provide native support for platform-independent authentication and authorization mechanisms, there will always be the potential for custom-developed code to be inadequately robust and lead to potential security breaches.

## 2.8 Summary

This section introduced the underlying concepts of Web services and what security challenges are faced by Web services. The challenges for secure Web services have five dimensions:

- + **Secure messaging.** Ensuring that SOAP messages traversing networks cannot be viewed or modified by attackers.
- + **Protection of resources.** Ensuring that individual Web services are adequately protected through appropriate identification, authentication, and access control mechanisms.
- + **Negotiation of contracts.** To truly meet the goals of SOA and automate business processes, Web services must be capable of negotiating business contracts as well as the QoP and QoS of the associated transactions.
- + **Trust management.** One of the underlying principals of security is ensuring that all entities in a transaction can trust one another. To this end, Web services support a variety of trust models that can be used to enable Web services to trust the identities of entities within the SOA.

To adequately meet the challenges posed by each security dimension, the Web services community has developed a large number of standards. Each standard meets a different security challenge faced by Web services. WS-Security and SSL/TLS, for example, address the secure messaging domain while WS-Federation and Liberty IDFF address the trust management domain. Some security domains, such as messaging and trust management, are addressed by competing or overlapping standards while others, such as the security properties domain, require further research within the community to fully address the challenges faced. Some standards exist for providing relevant security properties. For example, WS-Reliability and WS-ReliableMessaging provide some QoS functionality, allowing guaranteed message passing even if the network is under attack, but more standards and technology are necessary to provide full support for all of the necessary security properties.

## 3. Web Service Security Functions and Related Technologies

Web service security standards, functions, and technologies continue to evolve at a rapid pace; driven by the changes in the types of attacks that target software, the major community stakeholders, and Web services policy decision makers. This section describes several current or emerging standards, initiatives, and techniques aimed at improving the security of Web services. Many of the concepts used in securing Web applications are useful for understanding the security of Web services. Several resources on the subject of Web application security are provided in Appendix G for reference by readers who wish to refresh their knowledge in this area.

### 3.1 Service-to-Service Authentication

Service-to-service authentication can be performed using a variety of methods from HTTP-based token authentication to SSL/TLS-certificate based authentication, or by passing tokens along with the SOAP request. The HTTP and SSL/TLS-based methods are performed at the transport layer and are transparent to the Web services involved, while SOAP-based token protocols require interaction between Web services. Token-based Web services authentication is usually performed using the OASIS WS-Security standard, which supports tokens based on a variety of authentication standards: usernames, X.509 PKI certificates, Kerberos tickets, or SAML assertions.

Authentication between services is performed using WS-Security. WS-Security libraries are available for most of the widely used Java and .NET Web services development platforms. When a service provider attempts to access a remote Web service on behalf of a user, it should send an authentication token within a WS-Security message. Often, this is done through a SAML assertion.

Most WS-Security libraries support embedding SAML tokens in WS-Security headers (OASIS WS-Security SAML Token Profile) and provide an XML level interface to the SAML token. The SAML token should be created in accordance with the appropriate policies. The SAML assertion should be signed, and all portions of the WS-Security message that should be immutable must be signed.

For authenticating Web services between organizations using identity federation, the Liberty Alliance developed Liberty ID-WSF, which supports service-to-service authentication based on pair-wise trust and federated identity. Federated authentication can also be performed using the WS-Trust and WS-Federation specifications developed to support WS-Security. Web service authentication using SAML and WS-Security is described in the following section.

#### 3.1.1 WS-Security for Authentication

Authentication is required to limit access to resources, to identify participants in transactions, and to create seamless personalization of information based on identity. A means of sharing the fact that authentication has been performed successfully is necessary to support single sign-on, allowing users to authenticate with one system and use other services and applications within a SOA.

Related to authentication is *authorization*, the process of determining whether an authenticated party should be able to access a resource or perform an action. Access control rules may be based on authenticated identity, the resource or action, and other information, such as the time of day, day of week, or content of transactions.

In Web services, end-to-end message integrity and confidentiality is usually done through SSL/TLS. In addition, most Web services rely on the authentication mechanisms provided by HTTP and SSL/TLS. These solutions are only acceptable over a direct connection between two SOAP endpoints. If a SOAP

message is to travel between multiple SOAP endpoints prior to reaching its destination, it is not acceptable to rely on HTTP and SSL/TLS for authentication, confidentiality, and trust. There is no guarantee in this type of configuration that one of the Web services that handled the message did not misuse the data or store the data. In 2002, Microsoft, IBM, and Verisign released the WS-Security specification to address this shortcoming. In 2003 WS-Security was submitted as an OASIS standard, and in 2004 it was released as an OASIS standard. The ability to provide authentication, confidentiality, and integrity at the SOAP message level is important for Web services to trust the messages they receive.

Authentication in WS-Security is performed by including *claims* in the WS-Security header of a SOAP message. Claims provide information about the identity of the SOAP message sender, which can then be used to determine whether or not the sender is authorized to access the resources requested. Claims can be any form of security token: an X.509 certificate, a username/password pair, a Kerberos ticket, or an XML security token (such as a SAML assertion). Claims can either be endorsed or unendorsed. An endorsed claim, such as an X.509 certificate, provides inherent proof that the sender is the entity referenced because the key referenced in the X.509 certificate can be used to verify the signed portion of the SOAP message. An example of an unendorsed claim is a username/password pair or a SAML assertion. In an unendorsed claim, there is no inherent method to determine that the sender of the SOAP message is the entity that the header specifies.

Because authentication tokens can be sent via WS-Security messages, WS-Security can be used as a basis for implementing an identity federation protocol similar to Shibboleth or Liberty Alliance. This is the goal behind the WS-Federation specification, which allows WS-Security messages to be used to perform authentication through a standard protocol. Identity federation technologies are discussed in-depth in Section 3.2.

WS-Security also provides mechanisms for encrypting and signing elements of a SOAP message including any WS-Security tokens. WS-Security explains how to use the XML Signature (XML DSig) and XML Encryption (XML Enc) specifications within SOAP messages and what headers and elements are necessary to correctly process the ciphertext.

### 3.1.2 Security Concerns of WS-Security

There are several concerns prevalent in a WS-Security compliant Web service. Many of these concerns are not specific to WS-Security and apply to message integrity and confidentiality mechanisms in general.

WS-Security can be susceptible to replay attacks. An attacker may be able to reuse a WS-Security packet that is recorded. To mitigate this problem, timestamps, sequence numbers, and expirations should be sent signed within the WS-Security message. The receiving endpoint should then check to make sure that the message received has not been replayed.

WS-Security provides support for tokens that can be sent in the WS-Security header of a SOAP message. Without proper safeguards, these security tokens can be substituted. It is important when using WS-Security tokens to sign the appropriate portions of the message. WS-Security headers that are signed by the sender can be used to detect alterations.

- + **Credential Management:** PKI is most commonly deployed using X.509 certificates. PKI is used in e-commerce for performing SSL/TLS transactions over the World Wide Web. In a large number of security architectures, user credentials are presented in the form of X.509 certificates. To this end, XML protocols and Web services security protocols have been developed to work with PKIs—and X.509 in particular.

XML Encryption can use a PKI for encrypting XML messages while XML DSig relies on a PKI for digitally signing XML content using algorithms similar to those defined in FIPS 186-2<sup>6</sup>. As such, Web services innately support working within a PKI. Management of X.509 certificates and other credentials may or may not be provided by the SOA. While SOAP-compliant services exist to interact with a PKI (e.g., XKMS), most installed PKIs use older non-XML-based protocols, which require certificate management to take place out-of-band from XML-based communication.

Most WS-Security, SAML, and XML Security libraries do not perform full certificate validation by default. All certificate libraries will validate to make sure that the certificate was signed by a trusted Certificate Authority (CA). Most certificate libraries are not configured—and may not adequately support—checking the certificate against the CA’s Certificate Revocation List (CRL) or the Online Certificate Status Protocol (OCSP), the two main standards for detecting whether or not a certificate has been revoked. To support the more advanced features of PKI certificate management, either additional libraries or appropriate versions of the Web services framework should be used. For example, newer versions of Java (1.5+) support OCSP, and Microsoft’s Windows XP and Windows Server 2003 support OCSP for .NET-based Web services. For some applications, they may need to explicitly interact with the CRL or OCSP responder through some API to fully use PKI certificate management. Some PKI libraries, however, will perform CRL or OCSP checking automatically when validating digital signatures. The use of CRLs, OCSP, and PKI authentication is described in more detail in FIPS 196<sup>7</sup>, NIST SP 800-32<sup>8</sup> and NIST SP 800-25<sup>9</sup>.

- + **Attribute Management:** With the availability of SAML, many Web services may use *Attribute Based Access Control* (ABAC), which allows users to be authorized based on their attributes rather than their roles or user IDs. Attribute management is important even without ABAC, as Web services may require information about various entities during the course of a Web service transaction.

In Web services, attributes are usually disseminated using either SAML attribute assertions or X.509 certificates containing the required attributes. While X.509 certificates only provide a limited set of attributes, SAML attributes can encompass any type of attribute. In most enterprise systems, user attributes are stored in various LDAP or X.500 directories, Relational Data Base Management Systems (RDBMS), or Active Directories (AD). In the SAML architecture, these are referred to as *attribute stores*. By abstracting the various forms of attribute stores into a single entity, the SAML request/response protocol can be used to query any attribute store, regardless of its underlying structure.

The SAML V2.0 specification provides *attribute profiles*, which explain how to map SAML attributes to common attribute stores. Through these attribute profiles, interoperability between the attribute store’s SAML interface and the Web service accessing it is guaranteed. SAML V2.0 provides attribute profiles for X.500/LDAP attributes, Universally Unique Identifiers (UUIDs), DCE PAC attributes, and XACML attributes. The X.500/LDAP, UUID, and DCE PAC attribute profiles detail how to convert between SAML Attributes and the structures of the individual attribute stores. While XACML is not an attribute store, the XACML attributes profile details how SAML assertions can be used as input to XACML authorization decisions. SAML can be extended to support any other form of attribute store, allowing attributes to be accessed in a Web services environment.

<sup>6</sup> FIPS 180-2, Digital Signature Standard, is available at <http://csrc.nist.gov/publications/fips/fips186-2/fips186-2-change1.pdf>

<sup>7</sup> FIPS 196, Entity Authentication Using Public Key Cryptography, is available at <http://csrc.nist.gov/publications/fips/fips196/fips196.pdf>

<sup>8</sup> SP 800-32, Introduction to Public Key Technology and the Federal PKI Infrastructure, is available at <http://csrc.nist.gov/publications/nistpubs/800-32/sp800-32.pdf>

<sup>9</sup> SP 800-25, Federal Agency Use of Public Key Technology for Digital Signatures and Authentication, is available at <http://csrc.nist.gov/publications/nistpubs/800-25/sp800-25.pdf>

While SAML provides a mechanism for accessing attributes, it does not provide a mechanism for updating attributes in a SOA. As of this writing, there does not exist a Web services standard for altering the contents of data stores used by a SOA. For Web services to alter the contents of the various attribute stores, custom Web services would have to be developed using appropriate WS-Security and authorization techniques to prevent rogue or malicious Web services from altering the contents of the attribute stores.

### 3.2 Establishing Trust between Services

For SAML or WS-Security to be useful on a large scale, trust relationships need to be established between remote Web services. A signed SAML assertion or WS-Security message is of no use if the receiver of the assertion cannot guarantee that the information asserted is trustworthy. Neither the SAML specification nor the WS-Security specification provides a mechanism for establishing and using trust relationships, but the Liberty Alliance specification has. While these trust models are part of a SAML-based specification, they are applicable to WS-Security because it too requires the distribution of cryptographic keys.

In the original SAML specification, only direct trust relationships are discussed—these are referred to as pair-wise circles of trust. By contrast, SAML v2.0 provides two additional trust models for SAML: brokered trust and community trust. In the brokered trust model, an intermediary is used between two services. For example, a local service receives an assertion from a remote identity provider with which it has no relationship. The local service and the remote service determine a Trusted Third Party (TTP). The remote service authenticates with the TTP and presents the SAML assertion to the local service. The local service will be able to tell that the SAML assertion was signed by the TTP, and will accept communications from the remote service.

The community trust model uses a PKI infrastructure to facilitate communications between services that do not have a direct relationship. For example, a local service receives an assertion from a remote identity provider with which it has no relationship. When the local service retrieves the remote service's public key, the local service determines that a trusted certificate authority has signed the remote service's key, so the local service can be assured that the remote service is trustworthy.

Signed SAML assertions have the same security shortcomings as any technology that uses public key cryptography: the private key must not be compromised. The best way to protect against this situation is to keep keys secured and generate new keys on a regular basis. Once an attacker has compromised an entity's private key, that entity can be impersonated.

Pair-wise trust circles are the tightest and most direct form of trust relationship. Each entity that is authorized to communicate with another shares key information. In a pair-wise trust circle, if a SAML assertion can be verified, it is from an authorized entity. One major drawback of pair-wise trust is that each entity must have a copy of the public key from every other entity it communicates with, which makes the system inherently unscalable.

Brokered trust models are an extension of the pair-wise trust model. When two services communicate that do not know each other's keys, a TTP is used to exchange the key information for them. This scales better than the pair-wise trust circle because adding a new service provider involves simply sharing its key information and the TTP's key information. The Web service providers have to trust that the TTP has not been compromised, which is unlike the pair-wise model where each service provider is independently responsible for trust.

Another difficulty with the brokered trust model is that there may be a situation where the two services can communicate with the TTP but should not communicate with each other. In the pair-wise model, entities that should not communicate with one another would simply not have the appropriate cryptographic keys to do so, preventing any messages from being passed. In the brokered trust model, each entity can communicate with the TTP and thus with other entities. Either the trusted third party or the individual entities must know who should and should not communicate with one another.

The community trust model relies on an external PKI for establishing trust. This trust model assumes that the PKI interfaces are implemented correctly and that none of the certificate authorities have been compromised. This model provides simplicity similar to the pair-wise trust model and scalability superior to the brokered trust model. If the remote entity's key can be retrieved through the PKI interface, a trusted authority has signed its key and it is safe to communicate with it. There must be a mechanism in place preventing two entities from communicating against policy even if they can retrieve each other's keys. This could be done either through PKI or the individual entities. Adding a new service is as simple as adding its key to the PKI.

Whether Web services need to trust one another within a single organization or across multiple organizational boundaries, trust federation frameworks provide support for all of the aforementioned trust models. Section 3.2.2 discusses the various frameworks available for federation of trust.

### **3.2.1 Federation of Trust**

Trust in distributed computing environments is usually verified using PKI certificates signed by a Certificate Authority or by passing custom tokens generated by a trusted third party, as is done in a Kerberos environment. Traditionally, these trust mechanisms have worked well within a single organization. Once the boundaries of information sharing cross organizational boundaries, entities communicating with one another do not necessarily have the same source of trust. Before the advent of Web services, the traditional ways to handle information sharing across organizational boundaries were to use a proxy that bridges the boundary or to merge the PKI by cross-signing certificates.

In a SOA, Web services from multiple organizations should be able trust one another without requiring extensive restructuring of the trust environment. To this end, trust federation frameworks the SAML-based Shibboleth and Liberty Alliance and the WS-Security based WS-Federation frameworks can be configured to use an organization's pre-existing authentication mechanisms. Shibboleth performs trust federation for users of Web Applications—and will possibly be extended to support Web services in the future; similarly, Liberty Alliance provides both Web Application and Web service federation using SAML to perform the trust brokering. WS-Federation allows different security “realms” to federate by defining trust brokers, who will validate security tokens used between Web services using WS-Trust.

The following subsections provide additional information on the trust frameworks identified above. It must be noted, however, that these frameworks continue to evolve outside of these discussions. Thus, the material provided is meant to offer a “snapshot” of the features they offer consistent with the timeline of this publication.

### **3.2.2 Trust Federation Frameworks**

The SAML v1.1 specification only provides two profiles for implementing single sign-on (SSO), neither of which discusses how to create an SSO relationship between sites or how to maintain identity information across sites. The Liberty Alliance Project developed a framework built upon SAML for resolving these shortcomings. SAML v2.0 includes portions of the Liberty Alliance Phase 1 specifications, and many Commercial Off-the-Shelf (COTS) products that implement SAML already

support the Liberty Alliance specifications. The Liberty Alliance architecture introduces new terms: service providers and identity providers. The Liberty Alliance specifications provide the following extensions to the SAML specification and schema:

- + Identity federation is the linking of a user's accounts between a service provider and an identity provider;
- + Pseudonyms are a SAML language extension that allow users to be referenced by a unique, opaque string used between a service provider and identity provider;
- + Global logout reciprocates SSO by providing a mechanism by which a user can simultaneously logout from all sites.<sup>10</sup>

The following subsections provide additional details into the Liberty Alliance, Shibboleth, and WS-Trust frameworks respectively. These standards provide similar features and functionality using different techniques and have been designed with different goals in mind. Determining which framework is best for a particular organization depends greatly on what is deployed and what the organization's architectural goals are.

### 3.2.2.1 Liberty Alliance

The Liberty Alliance is tasked with developing an open standards-based identity federation framework suitable for businesses and governments. Liberty Alliance-compliant products can interact with one another within a federated environment, allowing organizations to federate identities without having to agree on the same providers.

The Liberty Alliance has defined an Identity Web Services Framework, which defines how Web services can interact on a user's behalf through appropriate use of SAML by defining several services, including the following:

- + **Discovery Services:** Allow Web services to dynamically look up the identity providers of a particular principal.
- + **Interaction Services:** Provide a mechanism for getting the Principal's permission to perform various actions.
- + **Data Services:** Provide the Web service functionality that will be used on behalf of the Principal.
- + **Identity Services:** Provide access to information about the Principal that may not be provided by the SAML assertion associated with the Web service request.<sup>11</sup>

### 3.2.2.2 Shibboleth

Shibboleth is an SSO initiative similar to Liberty that was developed by Internet2, a consortium of 207 universities to develop Internet applications, for higher education institutions. Unlike the Liberty Alliance project, Shibboleth does not add any features to the SAML language. It extends the SAML SSO to include controls for privacy and federation. The Shibboleth architecture breaks down the SAML architecture into independent simple services:

- + Identity provider

---

<sup>10</sup> <https://www.projectliberty.org/resources/specifications.php#box1>

<sup>11</sup> Liberty ID-WSF Overview v 1.1



- + Authentication authority
- + Attribute authority
- + Single sign-on service
- + Inter-site transfer service
- + Service provider
- + Assertion consumer service
- + Attribute requester
- + Where are you from? (WAYF) service.

An identity provider in Shibboleth is similar to its counterpart in the Liberty Architecture: it authenticates principals, produces authentication and attribute assertions, and provides an inter-site transfer service in compliance with the SAML specification. The identity provider issues authentication assertions about principals through an authentication authority. Authentication is not performed by Shibboleth because it can be done in a variety of ways. The identity provider issues attribute assertions through the attribute authority, which responds to SAML requests containing attribute queries.

Unlike the Liberty Alliance Framework, Shibboleth has yet to support accessing Web services on behalf of a user. While it is possible to use the Shibboleth identity provider and attribute authority to develop Shibboleth-aware Web services, there is little support from the Shibboleth developers. Shibboleth has been deployed at a number of Universities to provide single sign-on services for faculty and students that interact with many of the Web applications developed for universities.

### **3.2.2.3 WS-Trust**

WS-Federation and WS-Trust were developed by IBM, Microsoft, RSA, Verisign, BEA, and several other Web services vendors to develop an identity federation system based on extensions to WS-Security that uses the core Web services protocols: SOAP, WSDL, and UDDI. WS-SecurityPolicy is a protocol that allows a Web service to define a set of requirements detailing how messages should be secured and what tokens are required by the Web service. It is used by WS-Trust to determine what tokens are needed to interact with a particular Web service—these are referred to as a set of claims.

WS-Trust is used to exchange trust tokens between Web services. It is an extension to WS-Security that provides methods for issuing, renewing, and validating security tokens as well as methods for establishing and brokering trust relationships between Web services. If the requester Web service does not supply appropriate “claims,” it can use the security policy declared by WS-SecurityPolicy to determine the URI of the provider’s Security Token Service (STS), who can provide the requester with the appropriate “claims.” Additionally, WS-Trust supports multi-messaging exchanges, allowing providers to use a challenge-response mechanism for authorization. Because WS-Trust builds upon WS-Security, claims can be anything from a digital signature to a X.509 certificate or an XML-based token, such as a SAML assertion.

WS-Federation expands on WS-Trust by providing various protocols by which STSs (interchangeably called Identity Providers in WS-Federation), requesters, and providers can interact with one another to allow Web services across organizational boundaries trust each other. Each organization is a “Trust Realm,” in which WS-Trust can be used between Web services without the aid of WS-Federation. Additionally, WS-Federation provides two profiles for how requesters interact with providers and STSs:

the active requester profile and the passive requester profile. The passive requester profile details how messages should be passed between a requester Web browser, the provider, and the IP/STSs of both organizations so that WS-Federation can be used within the context of Web Applications, providing users with a single sign-on experience. The active requester profile details how Web service requesters should interact with the provider and the IP/STSs to access a provider in another trust realm.

Sometimes, a service provider may not be able to perform the actions that a user or requester Web service wishes it to perform, but it knows of a remote Web service that can. The service provider may invoke another remote service to satisfy the requester's request, which is known as *service chaining*. The service provider may use a SAML assertion, a WS-Security message, or both to make certain that both Web services trust each other.

There are two different approaches to service chaining. The Web service can access the remote Web service either as itself or by taking on the identity of the originator of the request. In the first case, the two Web services would communicate with each other as normal. In the second case, the remote Web service needs to be provided the identity of the originator in a trusted fashion. This can be satisfied using WS-Security and SAML.

There are three ways to pass the identity of the originator on to a remote service. First, if the Web service received a SAML assertion with the originator's request, that SAML assertion can be passed on to the remote Web service. It may be necessary for the requester service to sign either the SAML assertion or the SOAP message so that its own identity is passed to the remote service as well. Another option is for the requester service to generate and sign a SAML assertion for the originator itself and pass this SAML assertion on to the remote Web service. In this type of configuration it is not possible for the remote Web service to determine who originally requested the information. This limitation may be a hindrance in chain of trust deployments, as the chain is limited to the last Web service requester.

By contrast, if the originator's SAML assertion is used or is signed, then it is possible to trace the request back to the requesting entity. By forwarding a SAML assertion to the remote Web service, the requester service is able to assert the identity of the originator of the request. By either signing the SOAP message using WS-Security or the SAML assertion, the remote Web service is provided with the identity of the requester Web service and can then determine whether or not it will trust the SAML assertion provided. If the authentication information requires confidentiality, SSL/TLS or WS-Security's encryption functionality should be used.

### **3.3 Distributed Authorization and Access Management**

Given the distributed nature of Web services architectures, managing authorization and access control credentials for users in a SOA environment can be challenging. Sections 3.3.1 through 3.3.5 describe a number of traditional or emerging models and practices that may be extended to capture, manage, and enforce access control decisions for authorized users.

#### **3.3.1 Authorization Models**

The following subsections describe the authorization models most relevant to access management in a SOA – namely Role-based, Attribute-based, Policy-based, and Risk-Adaptive Access Control. While the first may be familiar to most software designers and developers, the remaining models are not used to the same extent as Role-based models. The remaining models, however, are tailored to Web services environments and provide a perspective on the direction in which the community is heading with respect to Web services access management.

### 3.3.1.1 Role-Based Access Control

*Role-based access control* (RBAC) is an authorization mechanism that associates a set of access privileges with a particular user role, which usually corresponds to a job function. With RBAC, all user access is mediated through roles. This feature distinguishes RBAC from group based mechanisms, with which it is often confused. As normally implemented, group mechanisms allow users access either by virtue of their membership in a group, or on the basis of user ID. RBAC eliminates the user ID access “loophole”, providing stronger control over access and simplifying administration. RBAC also simplifies security management by providing a role hierarchy structure. In addition, RBAC has extensive provisions for constraints on user access based on administrator-defined relationships. This feature makes it possible to implement complex controls such as separation of duty. Constraints can include either static or dynamic attributes. Most commercially available RBAC systems conform to some or all of the INCITS RBAC standard, ANSI/INCITS 359. For web services, OASIS has defined the RBAC standards - Core and Hierarchical Role Based Access Control Profile of XACML, Versions 1.0, 1.1, and 2.0 (2004). The XACML RBAC 2.0 profile extends versions 1.0 and 1.1 to include attribute identifiers, making XACML RBAC more flexible in web service environments.

In most cases, COTS Web Servers will support designation and assignment of privileges to roles as part of their standard definition of user accounts and access control privileges. In worst cases, the administrator will have to create the necessary user groups, enroll the appropriate users, and assign them role-appropriate privileges.

RBAC on the Web server should be implemented at a minimum for the administrator, Web authors, and any other privileged accounts that will be required for the Web application. The Web server must be configured to enforce separation of roles, i.e., not allowing a user assigned to one role to perform functions exclusively assigned to another role. The privileges associated with each role should be assigned in a way that implements *least privilege*—each role should be assigned only the absolute minimum privileges needed to perform the functions required by the role.

Most vendors implement RBAC in their core web server products, such as Microsoft’s Windows Server, IBM Tivoli, and other server software. Another alternative is to implement RBAC middleware, such as OASIS or Common Object Request Broker Architecture (CORBA) access control middleware. RBAC middleware provides a consistent external RBAC capability that can be used by multiple applications in the execution environment. Access control middleware is less difficult to implement than embedded RBAC. The RBAC policies supported are less granular because, as COTS products, the middleware needs to be generic so it can support many different types of organizations’ policies (although these less granular policies will probably be sufficient for most Web applications).

### 3.3.1.2 Attribute-Based Access Control

Attribute-based access control (ABAC) provides a mechanism for representing a subject’s (e.g. user) access profile through a combination of the following attribute types:

- + **Subject Attributes (S):** Associated with a subject – be it a user or an application – that defines the identity and characteristics of that subject.
- + **Resource Attributes (R):** Associated with a resource, such as a Web service, system function, or data.
- + **Environment Attributes (E):** Describes the operational, technical, or situational environment or context in which the information access occurs.

ABAC policy rules are generated as Boolean functions of *S*, *R*, and *E* attributes and dictate whether a subject *S* can access a resource *R* in a particular environment *E* - as loosely indicated in Figure 3-1:<sup>12</sup>

$$Rule X : can\_access(s, r, e) \leftarrow f(ATTR(s), ATTR(r), ATTR(e))$$

Figure 3-1. ABAC Policy Function

ABAC clearly provides an advantage over traditional RBAC when extended into SOA environments, which can be extremely dynamic in nature. ABAC policy rules can be custom-defined with consideration for semantic context and are significantly more flexible to fine-grained alterations or adjustments to a subject’s access profile. ABAC also integrates seamlessly with XACML, which is agnostic to the representation of the custom policy rules expressed under ABAC.

One additional benefit to Web service implementations of ABAC lies in the nature of the loose definition of subjects. Because ABAC provides the flexibility to associate policy rules to any actor, it can be extended to Web service software agents as well. Figure 3-2 illustrates how an ABAC attribute authority (AA) can be integrated with a SAML framework. In this diagram, the AA generates attribute assertions, which contain all the attributes necessary for an access control decision based an ABAC policy written in XACML. The Policy Decision Point (PDP) uses the attribute assertions, the authentication assertion, and the XACML policy to generate an authorization decision assertion. XACML is discussed in detail in Section 3.3.3.

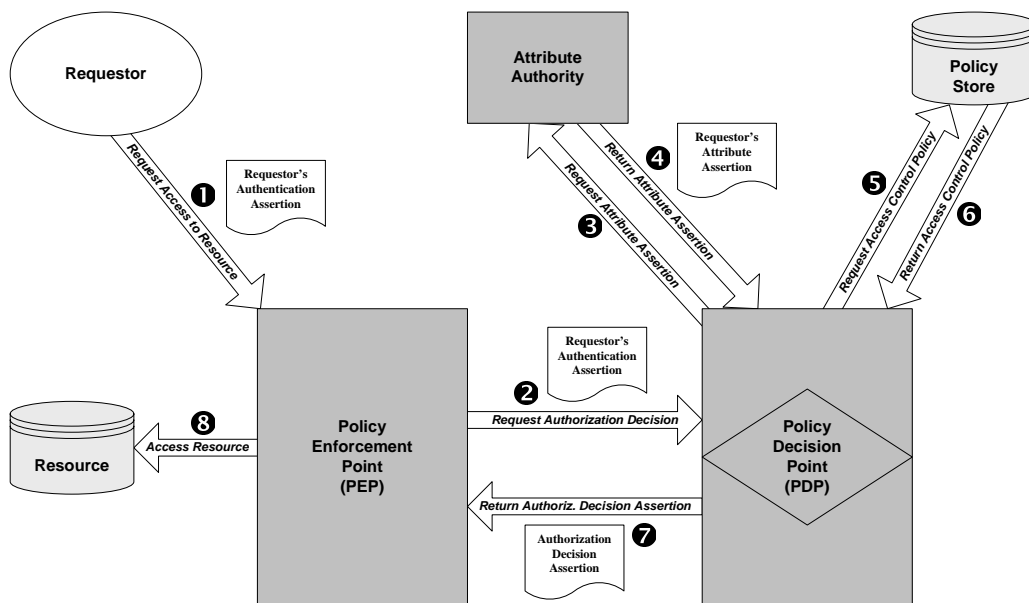


Figure 3-2. Use of SAML and XACML in Implementing ABAC

In Figure 3-2, the requester’s authentication assertion is provided by the identity provider before accessing the resource. The following steps describe how SAML and XACML use the requester’s attributes to determine whether access should be granted:

<sup>12</sup> This example appears in Eric Yuan, Jin Tong : “Attribute Based Access Control: A New Access Control Approach for Service Oriented Architectures” (April 27, 2005). The full paper is available at <http://lotos.site.uottawa.ca/ncac05>.

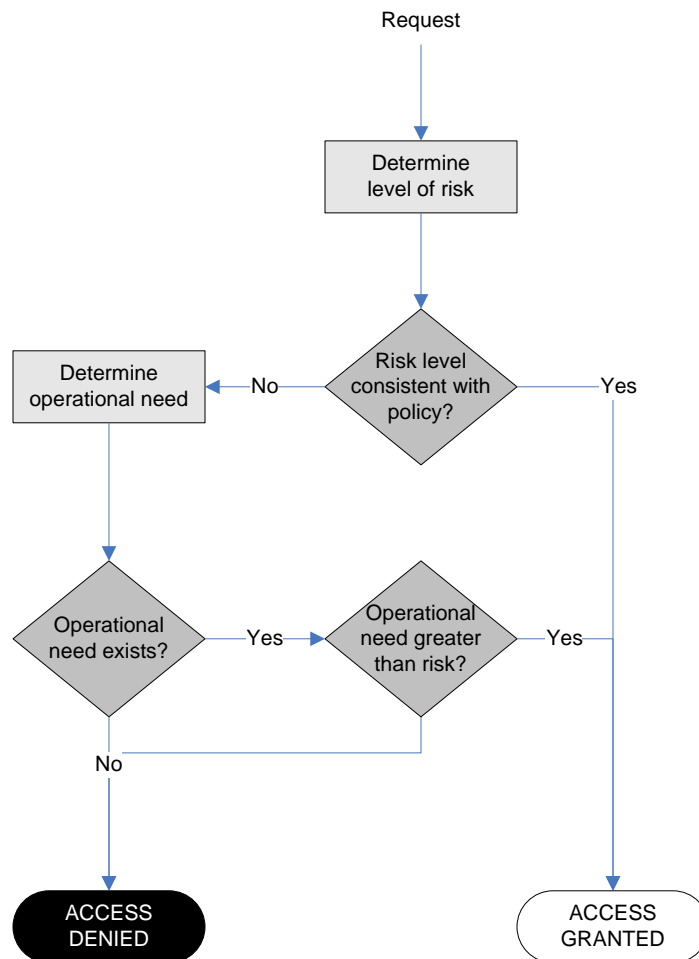
1. The requester attempts to access the resource and supplied the authentication assertion;
2. The Policy Enforcement Point (PEP) sends a SAML authorization decision request to the PDP;
3. The PDP requests certain attribute assertions that are associated with the requester;
4. The AA returns the appropriate attribute assertions;
5. The PDP requests the XACML policy from the policy store;
6. The PDP receives the XACML policy;
7. After querying the XACML policy, the PDP sends an authorization decision assertion to the PEP;
8. Based on the authorization decision assertion, the PEP grants the requester access to the resource.

### **3.3.1.3 Policy-Based Access Control**

Policy-based access control (PBAC) is a logical and somewhat bounded extension of ABAC that is useful for enforcing strict environment-level access control policies. PBAC introduces the notion of a Policy Authority, which serves as the access decision point for the environment in question. PBAC leverages the granular policy rule functions inherent to ABAC; it focuses more on automatically enforcing Mandatory Access Controls (MAC), which are traditionally much more bounded than discretionary controls.

### **3.3.1.4 Risk-Adaptive (Adaptable) Access Control**

Risk Adaptive (Adaptable) Access Control (RAdAC) is another variation on traditional access control methods. As opposed to RBAC, ABAC, and PBAC, however, RAdAC makes access control decisions on the basis of a relative risk profile of the subject and not necessarily strictly on the basis of a predefined policy rule. Figure 3-3 illustrates the logical process governing RAdAC, which uses a combination of a measured level of risk the subject poses and an assessment of operational need as the primary attributes by which the subject's access rights are determined.



**Figure 3-3. RAdAC Decision Tree**

As a policy-driven mechanism, RAdAC is ostensibly an abstraction of PBAC. Unlike PBAC, however, a RAdAC framework requires associations with sources that are able to provide real-time, “situational aware” information upon which risk can be assessed with each authentication request.

The specifics of RAdAC are still emerging within the community, and actual documented implementations of RAdAC frameworks are scarce. Nonetheless, as a stage in the evolutionary timeline of access control mechanisms, RAdAC is envisioned to be one possible model that future or emerging initiatives may be designed to leverage as they evolve – including the Global Information Grid (GIG).

### 3.3.2 Enforcing Least Privilege for Services

Trust and privilege are not synonymous. This said, trusted objects are often used to perform privileged functions. Least privilege is not limited to RBAC; it can and should be applied regardless of what access control methodology is in use. In a Web services environment, each Web service should be designed to not request or expect to obtain privileges that exceed the minimum privileges it needs to perform its current operation.

Because of the functions they perform, trusted objects often require higher privileges than untrusted objects. Regardless of whether an object is trusted or untrusted, a privilege should be granted to it only at the moment the object needs that privilege, and the object should relinquish the privilege as soon as it

completes the function/access for which the privilege was needed. Objects should never be allowed to retain a privilege that they are not actively using. Privileges should never be granted in anticipation of their being needed to perform some function/access in the future.

When designating the level of privilege required to perform a particular function or access a particular resource, its level of privilege should be limited to the minimum possible. The application's design should ensure that only a minimal number of application objects need to be trusted or are ever granted privileges that exceed those of the end users that are associated with those objects. Whenever possible, implement objects as untrusted, and if necessary, divide the complex functions they must perform into multiple simple functions, with a separate minimal required privilege for each function.

The application should also support minimization of permissions granted to a user, with each user granted only those minimal privileges needed to execute the application and access the data/resources for which the user is authorized. In most cases, user privileges will be determined by the user's role. As with other application objects, user privileges should be assigned at the moment they are needed, and revoked as soon as they are no longer being used.

Web services should be designed so that only few components perform trusted operations. By restricting trusted functions to only a few components, the overall architecture is simplified and the potential attack scenarios are minimized. Nevertheless, trusted functions should not be limited solely to a single component, which introduces a single point of failure. If the single trusted component fails, none of the dependant components will be able to function adequately—leading to a loss of availability.

- + **Separation of Duties:** Developers should write application processes to require only appropriate system roles to operate correctly, i.e., roles that grant to the process only the privileges it needs to perform its functions, and nothing more. At a minimum, define and use in the application two separate roles: a “privileged process” role for privileged processes and an “unprivileged process” role for unprivileged processes.
- + **Separation of Roles and Separation of Privileges:** The roles required for application processes should directly correspond to the set of functions to be performed by those application processes. Define the roles to be associated with each application process so that a particular privilege will be granted to only those application processes that actually need it. Also, each process should be written such that it relinquishes a privilege immediately after using it.

Commands that require different privileges should be written as separate, small, simple entities that call each other, instead of a large, complex entity requiring multiple privileges. By doing so, each command will require fewer changes of privilege level during its use. Often, a series of small, programs can accomplish the same task that a single large, complex, program would otherwise perform. The advantage of an application made up of small, simple executables is that it will be easier to troubleshoot problems (both in general operation and in privilege handling), and much easier to accredit.

- + **Implementing Separation of Domains (Compartmentalization):** Separation of roles and privileges is difficult to implement if there is inadequate separation of domains. This ensures that users and processes are able to perform only tasks that are absolutely required, and to perform them on data, in memory space, using only those application processes to which they absolutely must be granted access to accomplish those tasks. Compartmentalizing users, processes, and data also helps contain any errors and violations.

Note that most general purpose operating systems' access controls cannot isolate intentionally cooperating programs. If the cooperation of malicious programs is a concern, the application should be implemented on a system which implements mandatory access controls and limits covert channels.

### **3.3.3 XACML**

Within Web services extensions, a vocabulary is required for expressing the rules needed to make authorization decisions. One such vocabulary is the eXtensible Access Control Markup Language (XACML). XACML is a language- and platform-neutral method for representing and enforcing security policies. Using XML as a basis for a security-policy language is the natural choice because its syntax can easily be extended to conform to the requirements of individual applications. XACML defines both a policy language and a request/response language for access control decisions. The policy language is used to define the access control requirements of a particular system or organization. The request/response language provides a mechanism for asking whether or not a particular action is allowed. XACML also defines a method for mapping the request to the policy and determining whether or not the policy allows the requested action.

The following concepts help in understanding XACML:

- + XACML uses the SAML definitions for subjects and actions.
- + XACML defines rules as targets, effects, and conditions.
- + A target includes resources, subjects, and actions, as defined in SAML.
- + An effect is either "Allow" or "Deny".
- + Conditions are predicates and attributes defined in the XACML specification.

XACML is used in conjunction with SAML to provide a means for standardizing access control decisions for resources over a network. XACML uses a context that can easily be mapped on SAML requests to determine if access should be granted to a resource based on XACML policies. Once the policy is evaluated and returns a true or false value to indicate whether or not access is granted, a SAML authorization decision assertion is returned, which is then processed accordingly.

The following subsections describe additional details on the XACML specification, including major inherent features and a discussion of how the transparent components of XACML operate in the background. Also provided are summaries on how XACML is implemented in a SOA and examples of practical extensions/implementations of XACML within the community.

#### **3.3.3.1 Features of XACML**

XACML defines the following:

- + An XML vocabulary for expressing authorization rules
- + An XML vocabulary for expressing a variety of conditions to be used in creating rules
- + A means for creating policy statements, a collection of rules applicable to a subject
- + Mechanisms for combining and evaluating rules
- + A means for evaluating requests against rules.



### 3.3.3.2 How XACML Works

XACML defines a language for creating policies. The basic elements for policies are Policy and PolicySet. A PolicySet can contain Policies and references to external policies. A Policy defines a single access control policy that is expressed through one or more Rules. XACML defines several combining algorithms for determining a single decision from the results of multiple rules. Figure 3-4 shows an XACML policy that uses the permit-overrides combining policy in which any result of “permit” will grant access. This policy shows that members with a group attribute of “developers” can perform the read action on <http://server.example.com/code/docs/guide.html>.

```
<Policy PolicyId="ExamplePolicy"
  RuleCombiningAlgId="urn:oasis:names:tc:xacml:1.0:rule-combining-algorithm:permit-overrides">
  <Target>
    <Subjects> <AnySubject/> </Subjects>
    <Resources>
      <Resource>
        <ResourceMatch MatchId="urn:oasis:names:tc:xacml:1.0:function:anyURI-equal">
          <AttributeValue
            DataType="http://www.w3.org/2001/XMLSchema#anyURI">http://server.example.com/code/docs/guide.html</AttributeValue>
          <ResourceAttributeDesignator DataType="http://www.w3.org/2001/XMLSchema#anyURI"
            AttributeId="urn:oasis:names:tc:xacml:1.0:resource:resource-id"/>
          </ResourceMatch>
        </Resource>
      </Resources>
    <Actions> <AnyAction/> </Actions>
  </Target>
  <Rule RuleId="ReadRule" Effect="Permit">
    <Target>
      <Subjects> <AnySubject/> </Subjects>
      <Resources> <AnyResource/> </Resources>
      <Actions>
        <Action>
          <ActionMatch MatchId="urn:oasis:names:tc:xacml:1.0:function:string-equal">
            <AttributeValue
              DataType="http://www.w3.org/2001/XMLSchema#string">read</AttributeValue>
            <ActionAttributeDesignator DataType="http://www.w3.org/2001/XMLSchema#string"
              AttributeId="urn:oasis:names:tc:xacml:1.0:action:action-id"/>
            </ActionMatch>
          </Action>
        </Actions>
      </Target>
      <Condition FunctionId="urn:oasis:names:tc:xacml:1.0:function:string-equal">
        <Apply FunctionId="urn:oasis:names:tc:xacml:1.0:function:string-one-and-only">
          <SubjectAttributeDesignator DataType="http://www.w3.org/2001/XMLSchema#string"
            AttributeId="group"/>
          </Apply>
          <AttributeValue
            DataType="http://www.w3.org/2001/XMLSchema#string">developers</AttributeValue>
        </Condition>
      </Rule>
    </Policy>
```

**Figure 3-4. An XACML Policy**

The XACML specification uses the term Policy Enforcement Point (PEP) to represent the entity that performs the access control, such as a file system or Web server. The PEP sends XACML requests to the Policy Decision Point and receives XACML responses that it uses to grant or deny access. The PDP is the entity that receives access requests from the PEP. It looks at the request and the applicable policy and sends a response as to whether or not access should be granted.

Figure 3-5 shows an XACML request in which the user [jsmith@users.example.com](mailto:jsmith@users.example.com) is attempting to perform a read action on <http://server.example.com/docs/guide.html>. This request provides the user’s

group attribute, which is required by the policy to make the access decision. From the request, jsmith@users.example.com’s group attribute is “developers.” This request is sent by the PEP to the PDP.

```

<Request>
  <Subject>
    <Attribute AttributeId="urn:oasis:names:tc:xacml:1.0:subject:subject-id"
      DataType="urn:oasis:names:tc:xacml:1.0:data-type:rfc822Name">
      <AttributeValue>jsmith@users.example.com</AttributeValue>
    </Attribute>
    <Attribute AttributeId="group"
      DataType="http://www.w3.org/2001/XMLSchema#string"
      Issuer="admin@users.example.com">
      <AttributeValue>developers</AttributeValue>
    </Attribute>
  </Subject>
  <Resource>
    <Attribute AttributeId="urn:oasis:names:tc:xacml:1.0:resource:resource-id"
      DataType="http://www.w3.org/2001/XMLSchema#anyURI">
      <AttributeValue>http://server.example.com/code/docs/guide.html</AttributeValue>
    </Attribute>
  </Resource>
  <Action>
    <Attribute AttributeId="urn:oasis:names:tc:xacml:1.0:action:action-id"
      DataType="http://www.w3.org/2001/XMLSchema#string">
      <AttributeValue>read</AttributeValue>
    </Attribute>
  </Action>
  <Environment/>
</Request>

```

**Figure 3-5. An XACML Request.**

Once the PDP receives the request, it processes the request against the policy provided in Figure 3-4. Because jsmith@users.example.com’s group attribute is “developers,” the resulting decision is “permit.” This decision is sent to the PEP in the form of an XACML response as shown in Figure 3-6. The PEP will then permit jsmith@users.example.com to read <http://server.example.com/code/docs/guide.html>.

```

<Response>
  <Result>
    <Decision>Permit</Decision>
    <Status>
      <StatusCode Value="urn:oasis:names:tc:xacml:1.0:status:ok"/>
    </Status>
  </Result>
</Response>

```

**Figure 3-6. An XACML Response**

Access control policies are comprised of Targets and Rules. A *Target* defines a set of conditions for the Subject, Resource, and Action that must be met for a PolicySet, Policy, or Rule to apply to a request. The Target is used by the PDP to determine whether or not the request applies to this particular rule. Once an applicable policy is found, the Rules are activated. Most *Rules* consist of an Effect and a Condition. The Effect determines what the results of the Condition mean, while the Condition can test that any attribute meets a certain requirement.

Attributes are used in XACML to aid in creating access control policies. In essence, *attributes* refer to individual properties of the Subject, Resource, Action, or Environment that are applicable to the access request, such as the Subject’s user name or the Environment’s current time. A Policy uses the AttributeDesignator and the AttributeSelector to retrieve attributes from a request. The AttributeDesignator specifies an attribute with a given name and type that the PDP will retrieve from the request or some external source. AttributeSelectors provide an XPath query for resolving the values in the

request or elsewhere. The attributes received are used in Rules to determine whether or not to grant access.

### 3.3.3.3 Using XACML

XACML does not have the inherent ability to control access to anything. It is used to provide an access control policy and to determine whether or not a requested action is allowed. The policy and requested action can be anything from read-access of a particular element in an XML file to a request for entry through a physical door. When using XACML in a Web service or Web application, it is important to understand that the application itself must be the PEP. All requests for information from the client or requester service must be translated into an access request. In many implementations, XACML is used solely for authentication, in which case only the authentication request needs to be translated while all subsequent requests would be allowed. As mentioned earlier, the PEP needs to send XACML requests to the PDP. The PDP will take the XACML request and determine the appropriate XACML response to send to the PEP, which will then grant or deny the request.

Because there is no standard for transmitting XACML over a network, SAML is traditionally used to transmit requests, responses, and attributes over a network. SAML was designed for the secure exchange of authentication and authorization information, but not for performing the actual decisions. This makes it a perfect match for transmitting XACML information over a network. The PEP converts the XACML request into a SAML query and sends it to the PDP. The PDP converts the SAML query into an XACML request and processes the request against the XACML policy. The XACML response is converted into a SAML response and sent back to the PEP, which converts it back into an XACML response. SAML does not provide message confidentiality—only message integrity. If any of the data being transmitted is sensitive, it must be transmitted using SSL/TLS or WS-Security. If the SAML protocol is being used without SSL/TLS, all SAML messages must be signed appropriately.

The XACML v2.0 specification only supports a configuration where the PDP and PEP are on the same system. There is no standard specified for transmitting XACML policies, requests, or responses over a network. SAML is designed for the secure transmission of security attributes, which are used by XACML to determine whether or not to grant access. To this end, SAML v2.0 includes an XACML binding.

Because XACML can be used over a variety of languages and platforms, tools for generating XACML policies can be used for any application and platform that supports XACML, unlike current policy generators that only work with a specific application. Additionally, there are few libraries that support XACML 2.0, because it was released as an OASIS Standard in 2005.

### 3.3.4 Role of XML Schema in Implementing Access Control

While not developed specifically for access control, XML Schemas can be an effective for controlling access to Web services. XML parsing libraries often support validating XML documents against a defined XML Schema. Because XML Schemas can rigidly define the types of data and format of XML elements, they can be used to prevent the Web service from processing invalid requests. For example, the SOAP XML Schema could be modified by a Web service developer to only allow portTypes that match a particular regular expression. All other requests would not pass through the XML validator and would not reach the Web service. In addition, the XML parser could be configured to use a different XML Schema based on the identity of the remote Web service, which would not require the developer to implement the necessary authorization functionality in the Web service itself. In fact, use of XML Schema-based access control could prove to be more powerful than programmatic access control because many malicious SOAP requests would not reach the application code. One of the drawbacks of using XML Schema validation for access control is that it could put a heavy load on the system, because Schema validation is

processor-intensive; this could lead to a degradation of service. Additionally, malicious SOAP messages could be crafted that abuse the XML validator and lead to a denial of service.

### 3.3.5 Use of Specialized Security Metadata for Access Control

If the Web service handles Privacy Act, proprietary, or other sensitive data, it will need to label or otherwise mark output from the application. For labeling of Web pages, one approach is to use metatags to store the label information directly in the HTML source of the page, to be displayed as part of the page in the user's browser. If the Web page is printed from the browser, this label will be included in the printed output.

Some government agencies have defined XML-based markup syntax and schema for implementing security labels in data. The Intelligence Community (IC) Metadata Standards Working Group (MSWG) develops standards for affixing security labels to online XML and HTML content and downloadable electronic documents posted on the IC's Intelink World Wide Web-like intranet. While these standards are developed specifically for the IC, they can serve as a basis for any organization's metadata standards. In addition, any organization that interacts with the IC may improve communications efficiency by embracing these standards.

The IC security metadata standards are intended to be consistent with the key XML Security standards (XML-DSig, XML-Enc, and XKMS). The relevant IC standards are<sup>13</sup>:

- + IC Metadata Standard for Publication (IC MSP)
- + IC Metadata Standard for Information Security Markings (IC ISM)
- + IC Standard for Core Metadata (IC Core)

Within DoD, a similar effort has been put forth called the DoD Discovery Metadata Standard (DDMS). DDMS does not directly support embedding metadata tags within XML documents. Instead, it focuses on creating metadata registries that can be accessed in conjunction with DoD resources. As with the IC standards, use of DDMS may improve efficiency in communications for organizations that interact closely with DoD.

The DoD and the IC are working on harmonization of security labels based on the labeling specifications defined by the IC's Controlled Access Program Coordination Office (CAPCO) and those based on DoD Directive 5200.1, "DoD Information Security Program" (13 December 1996).<sup>14</sup>

The objective of both the more mature IC standards and the newer DDMS is to describe a syntax of XML-like metadata tags and their possible values, to be embedded in XML or HTML content to indicate the security classification or sensitivity level, category or compartment, and releasability caveats associated with the tagged data. In addition, the standards describe one or more DTDs or Schemas specifying the rules for parsing the metadata security tags.

## 3.4 Confidentiality and Integrity of Service to Service Interchanges

Although transport layer security mechanisms are provided through using secure transport protocols such as SSL/TLS, message layer security of XML is still needed for the following:

---

<sup>13</sup> For further information on IC metadata standards, visit the IC Metadata Working Group's page at <http://www.icmwg.org>

<sup>14</sup> For further information on DDMS, and to download a version of the DDMS schema, visit the DDMS page on the DoD Metadata Registry and Clearinghouse portal: <http://diides.ncr.disa.mil/mdreg/user/DDMS.cfm>.

- + **End-to-End Security:** Secure transport protocols such as SSL/TLS can assure the security of messages during transmission. Because messages are received and processed by intermediaries, secure end-to-end communication is not possible if these intermediaries are not completely trusted. The end-to-end security can be compromised if any one of the communication links is not secured. As such, SSL/TLS is ultimately insufficient as an end-to-end mechanism unless used in conjunction with additional security layers/ mechanisms.
- + **Application Independence:** If there is any point between the communicating parties where messages are in plain text, it can be a potential point of attack.
- + **Transport Independence:** Even if all the communication links are secured and the intermediaries can be trusted, security information such as the authenticity of the originator of the message needs to be translated to the next secure transport protocol along the message path. This could be tedious and complex, which may lead to security breaches. It is important to deal with the security concerns at the message layer independently of the transport layers.
- + **Security of Stored Messages:** Once a transmission is received and decrypted, transport layer security does not help much in protecting data from illicit accesses and alterations. In situations where messages are stored and then forwarded, message layer security is necessary.

The following subsections describe technologies that may be leveraged to improve the confidentiality and integrity of Web services. This includes both session/transport level security (i.e. SSL/TLS) as well as message-level security, such as that provided through WS-Security (as described below). Integrity can be enforced to an extent through the use of XML gateways (i.e. XML firewalls), and further explanation of this notion is provided in Section 3.4.4.

### 3.4.1 Transport Layer Confidentiality and Integrity: HTTPS

Because Web services rely on HTTP as the transport layer, they can be easily configured to communicate over HTTPS (HTTP-Secure). The HTTPS protocol is defined as HTTP over SSL/TLS. SSL/TLS provide socket-layer security, encrypting all communication over a particular TCP connection—immediately granting an insecure application-layer protocol security without altering it. Through SSL/TLS, HTTPS supports authentication, confidentiality, and integrity of data sent between the endpoints. Use of HTTPS provides the following:

- + Each service only needs to have knowledge of those services it directly communicates with, which reduces the certificate distribution problem.
- + Each Web service uses the framework's authentication and authorization mechanism rather than implementation-specific code.

HTTPS cannot provide non-repudiation for Web services without storing the entire HTTPS session for retrieval. Once a Web service receives a SOAP message protected by HTTPS, that SOAP message is no longer protected. This also allows untrusted Web services to perform man-in-the-middle attacks when they are part of a choreography or orchestration.

### 3.4.2 XML Confidentiality and Integrity

XML Security addresses defines a common framework and processing rules that can be shared across applications using common tools, avoiding the need for extensive customization of applications to add security. XML Security reuses the concepts, algorithms and core technologies of legacy security systems

while introducing changes necessary to support extensible integration with XML. This allows interoperability with a wide range of existing infrastructures and across deployments.

XML Security reduces barriers to adoption by defining the minimum modular mechanisms to obtain powerful results. By employing existing technologies and enabling the use of XML paradigms and tools, XML Security minimizes the need to modify applications to meet security requirements.

### 3.4.2.1 XML Security Standards

The XML security standards define XML vocabularies and processing rules to meet security requirements. These standards use established cryptographic and security technologies, as well as emerging XML technologies, to provide a flexible, extensible and practical solution toward meeting security requirements. The core XML Security standards include the following:

- + **XML Signature:** for integrity and signatures. It defines digital signatures and related cryptographic integrity and authentication measures for XML.
- + **XML Encryption:** for confidentiality, providing enciphering for XML and other data. XML Enc supports encryption using a variety of both symmetric and asymmetric cryptographic algorithms.
- + **XML Key Management Specification (XKMS):** for key management, including PKI and key management network services in XML.

The XML Enc and XML DSig specifications define XML vocabularies and processing rules enabling confidentiality and integrity to be applied to a variety of content. XML Encryption serves the purpose of maintaining confidentiality of information, both while in transit as well as when stored. XML Signatures maintain integrity and authenticity of information both during transit and in storage. Other technologies such as SSL/TLS or VPNs only provide confidentiality while the information is in transit, not while it is stored at a server. XML Encryption and Digital Signatures use the same cryptographic algorithms as other cryptographic technologies and is subject to the same attacks as other implementations. All applications depending on XML Encryption and Digital Signatures should follow the guidelines set forth in NIST SP 800-21-1<sup>15</sup>, FIPS 140-2<sup>16</sup>, FIPS 186-2<sup>17</sup> and SP 800-57<sup>18</sup>.

The XML Key Management Specification (XKMS) defines protocols for Public Key management services. Public Key management includes the creation of a public and private key pair, the binding of this key pair with identity and other attributes, and the representation of this key pair in different formats. Public key technology is essential to XML DSig, XML Enc, and other security applications. When signing, the private key is used to sign and the public key is used to verify signatures. When encrypting, the public key is used to encrypt and the private key is used to decrypt. In either case, the private key must be maintained under control of the owner and the public key may be shared with others. XKMS is designed to help manage the sharing of the public key to enable signature verification and encryption. XKMS enables users to delegate key management functions to a “trust service” accessed via SOAP and

---

<sup>15</sup> SP 800-21-1, Guideline for Implementing Cryptography in the Federal Government, is available at [http://csrc.nist.gov/publications/nistpubs/800-21-1/sp800-21-1\\_Dec2005.pdf](http://csrc.nist.gov/publications/nistpubs/800-21-1/sp800-21-1_Dec2005.pdf)

<sup>16</sup> FIPS 140-2, Security Requirements for Cryptographic Modules, is available at <http://csrc.nist.gov/publications/fips/fips140-2/fips1402.pdf>

<sup>17</sup> FIPS 180-2, Digital Signature Standard, is available at <http://csrc.nist.gov/publications/fips/fips186-2/fips186-2-change1.pdf>

<sup>18</sup> SP 800-57, Special Publication on Key Management, is available at <http://csrc.nist.gov/publications/nistpubs/800-57/SP800-57-Part1.pdf>

XML. XKMS enables key management to be provided as a service to the application, without having to use a PKI toolkit to implement the service.

When using XML Security standards in Web services, both the requester and provider Web service must understand the particular algorithms chosen and must decrypt or verify the SOAP messages prior to acting upon them. Also, because the SOAP specification does not provide support for encrypting portions of SOAP messages, both SOAP endpoints must understand the protocol and tags used to represent encrypted or signed SOAP elements. To prevent proprietary and incompatible Web service security mechanisms, the WS-Security standard was developed by Microsoft, IBM, and Verisign to define a unified mechanism for securing SOAP messages.

### 3.4.3 SOAP Confidentiality and Integrity

The WS-Security standard was designed for message-layer security using the XML Encryption and XML Signature protocols. WS-Security specifies how Web services can verify and decrypt encrypted and signed messages. In addition to providing confidentiality and integrity services, WS-Security provides authentication support through a variety of security tokens: Kerberos tickets, usernames, X.509 certificates, SAML assertions, and REL tokens.

Because WS-Security is a message-level service, it supports encrypting and signing messages across various endpoints and at rest. Additionally, it supports non-repudiation through digital signatures. To fully support WS-Security, a Web service needs to be able to access public keys for all nodes it will interact with—not simply those nodes it communicates with directly—this also allows WS-Security to prevent man-in-the-middle attacks.

One of the main drawbacks associated with WS-Security is its use of asymmetric cryptographic algorithms for encryption, which are computationally intensive. To remedy this situation, the *WS-SecureConversation* standard was developed which allows Web services to create a symmetric session key (similar to how SSL/TLS functions) to allow faster—and equally secure—symmetric cryptographic algorithms to be used for message-level security.

### 3.4.4 Role of XML Gateways in Integrity Protection

SOAP travels over HTTP, which is traditionally left open for Web traffic at perimeter firewalls. Additionally, with the advent of Liberty and SAML V2.0's Reverse SOAP (PAOS) specification, SOAP messages can pass through firewalls that limit incoming HTTP traffic but allow outgoing HTTP traffic. Some firewalls have begun to support blocking or allowing SOAP requests based on the source or destination of the request, but more robust and intelligent firewalls are needed to defend networks against malicious SOAP attacks.

To this end, XML gateways were developed to offer the functionality of application-level firewalls specifically for Web services. Application-aware firewalls are nothing new; they have been around in the form of HTTP Proxies for HTTP-based traffic and allow organizations to limit what an application-layer protocol can and cannot do.

An XML gateway acts as the Web service and forwards all communication to the internal Web service, acting as an intermediary between untrusted services and the internal Web service. XML gateways can provide sophisticated authentication and authorization services, potentially improving the security of the SOA by having all SOAP messages pass through a hardened gateway prior to reaching any of the custom-developed code. XML gateways can restrict access based on source, destination, or WS-Security authentication tokens.

XML gateways also support schema validation and some support for SOAP intrusion prevention against the following attacks that target vulnerabilities native to XML and XML based services:

- + **WSDL scanning:** attempts to retrieve the WSDL of Web services to gain information that may be useful for an attack
- + **Parameter tampering:** modify the parameters a Web service expects to receive in an attempt to bypass input validation and gain unauthorized access to some functionality
- + **Replay attacks:** attempt to resend SOAP requests to repeat sensitive transactions
- + **Recursive/oversized payload attacks:** attempt to perform a denial of service against the Web service by sending messages designed to overload the XML parser
- + **External reference attacks:** attempts to bypass protections by including external references that will be downloaded after the XML has been validated but prior to its being processed by the application
- + **Schema poisoning:** supply a schema with the XML document such that the XML validator will use the supplied schema, allowing a malicious XML document to be validated without error
- + **SQL injection:** providing specially crafted parameters that will be combined within the Web service to generate a SQL query defined by the attacker
- + **Buffer overflows:** providing specially crafted parameters that will overload the input buffers of the application and will crash the Web service—or potentially allow arbitrary code to be executed

Additionally, Web services behind an XML gateway do not need to implement security mechanisms as these are provided by the firewall. Because SSL/TLS can be used between the firewall and the Web service, all communication between the Web service and the XML gateway can be trusted. If Web services behind the firewall do not implement security mechanisms to support confidentiality, integrity, and authentication, attackers that bypass the XML gateway may be able to subvert internal Web services. As such, it is always beneficial to implement defense-in-depth using XML gateways at the perimeter but using WS-Security or HTTPS for all internal Web services.

Finally, XML gateways support in depth logging facilities for audit purposes. In conjunction with individual audit logs at each Web service, this allows administrators to keep track of what anomalies the XML gateway is experiencing to potentially fine-tune the XML gateway or notice when an attack has been successful and compromised an internal Web service.

### 3.5 Accountability End-to-End throughout a Service Chain

Because of the SOA property allowing Web services to dynamically bind to one another, it is difficult to implement accountability in a service chain. Auditing is essential in many transactions to be able to ensure, after the fact, that the transaction took place as expected. For example, financial transactions often require extensive auditing. The lack of auditing standards for Web services serves as the primary hindrance to effectively implementing accountability across a SOA.

In a SOA, auditing is accomplished by using a secure, distributed logging facility and WS-Security digital signatures. Through the use of a secure logging facility, all important WS-Security signed elements can be stored for audit purposes to determine which Web service performed what action for later analysis. One common mechanism for implementing the logging facility is to develop Web service intermediaries that perform such logging or use an XML gateway configured for this purpose. Web services developed from scratch can be implemented to support an organization's distributed logging facility, but many



COTS and GOTS Web services use their own non-standard logging mechanism. Standards efforts are on the horizon to enable interoperability between logging mechanisms, but until then organizations must support the wide variety of logging mechanisms in use.

Regardless of what logging mechanisms are in use within an organization, there is no way in a SOA to require all participants in a Service chain to use WS-Security or logging. For example, one member of the service chain may not perform logging, but may advertise that it does; while another member of the service chain does not support WS-Security but the Service that accesses it performs signatures itself. It is important that the Web services a requester communicates with be trusted—and that trust should imply that each subsequent service in the chain will be held to the same standard of trust. When going through audit logs it will be apparent which member of a service chain did not follow the requirements of the SOA as the required logs or signed elements will not be available for examination.

Enforcing accountability in a SOA (or other) environment requires the use of diligent auditing mechanisms, such that forensic data can be captured, compiled, and accurately attributed to users. The following subsections explain how auditing can be performed in SOAs. Section 3.5.2 explains the relevance of Non-repudiation in a Web services environment and the means by which it can be enforced.

### **3.5.1 Audit in the SOA Environment**

Most COTS Web servers include an audit or security event logging service that provides the application with the mechanism it needs to log security events to multiple destination logs. Configurable property-driven parameters allow the administrator to modify the semantics of the application's log data capture without needing to rewrite the application code.

For example, Java's standard logging API provides an extensible event logging service for many Java applications. Logging and audit entries captured may be routed to the local operating system audit trail, or to audit middleware, using pluggable logging modules.

As noted, the audit/security event log data must be stored securely to prevent unauthorized tampering or disclosure of the log data. This secure storage may be implemented by channeling the log data via a secure connection to an external audit system, such as a central audit collection server, audit middleware, or the operating system audit trail. Capture of audit/security event data to an encrypted file system or to encrypted read-only media. The audit/security event logs should be secured, either by transmitting the log data via a encrypted API, socket, or network connection, or by encrypting the log data before transferring them via an unencrypted or encrypted channel. In the case of a COTS audit server or audit middleware, the secure interface will ideally be provided as a standard feature of that product. If it is not, the application could provide it using a secure protocol or tunnel common to both it and the external audit system. Many organizations provide a logging core service within their SOA that other Web services can dynamically bind to securely submit logging data for storage in a central location. In addition to storing audit information on a remote system, it may be beneficial for Web services to store audit information locally in the event the central logging service is subject to a DoS. NIST SP 800-92 provides guidance on managing security logs throughout an organization. While this guidance is not specific to SOA, many of the concepts introduced in the guide can be applied to Web services.

### **3.5.2 Non-Repudiation of Web Service Transactions**

WS-Security provides non-repudiation services through its use of the XML Signature standard. Digital Signatures can provide the necessary level of assurance required for non-repudiation. Through asymmetric encryption, each Web service has a unique key that can be used to sign SOAP elements. This signature can be verified by any subsequent Web service to verify which Web service performed the

signature—and verify whether or not the signed element has changed, as a digital signature is only valid if the signed data remains unchanged.

WS-Security can provide non-repudiation of both the SOAP message itself and its contents. WS-Security supports signing the SOAP header, to ensure that the recipient and sender of the SOAP message have not changed since the message was sent—the SOAP message can be logged so that an audit can reveal that the SOAP message was valid. Additionally, sensitive information can be signed by another Web service for inclusion in the SOAP message. This allows a Web service to include signed data in different SOAP messages while maintaining that the original Web service signed the data—allowing the message sender to sign the SOAP header for a message that was originally sent by a different Web service. This can be particularly useful in Web service choreographies and orchestrations as the data may pass between a number of Web services prior to reaching its intended destination.

### **3.6 Availability of Web Services**

There is a close relationship between availability, QoS, and reliability. Availability is intended to ensure that QoS and reliability are maintained even when the Web service is subjected to intentional attempts to compromise its operation.

Where QoS is concerned with ensuring the Web service consistently operates at its expected level of performance, and reliability with ensuring it continues to operate correctly and predictably in the presence of unintentional faults, availability ensures that:

1. The Web service will continue to operate correctly and predictably in the presence of the types of intentionally-induced faults associated with DoS attacks.
2. If the Web service cannot avoid failing, it will not fail into an insecure state, i.e., its failure will not leave the service itself, its data, or its environment vulnerable to being compromised, subverted, or exploited to compromise something else.

To achieve availability, a Web service must not only be designed and implemented to achieve QoS and reliability, but also to:

- + Recognize the attack patterns associated with DoS, and resist submitting to their intended outcome;
- + When resistance is no longer possible, constrain and isolate the results of the DoS attack. This means preventing the DoS attack patterns from propagating beyond the point where they were first detected by the Web service;
- + Recover and resume secure operation as soon as possible after a DoS.

It is particularly important that any planned performance degradations or orderly partial shut downs not be extended to any of the service's security functions or self-protections. If the DoS attack becomes too persistent, or its propagation cannot be prevented, the entire Web service should shut down in a safe, secure manner. The services must never be allowed to continue operating without fully-operational security functions and self-protections.

The service should also be designed and implemented to transition to a “fallback” state if it detects that any of the external mechanisms it relies on to accomplish its security functions (e.g., SAML Attribute Authority, PKI components) become unavailable.

The following approaches to the design, implementation, and sustainment (operation and maintenance) of the Web service will increase its ability to recognize, resist, and recover from DoS:

- + Design to include redundancy of critical functions, with diversity of how those critical functions are implemented.
- + When designing exception handling routines that are specific to the various types of faults expected (do not simply throw general exceptions for every fault).
- + Design exception and error handling capabilities that:
  - + Detect, recognize, and respond specifically and appropriately to attack patterns associated with denial of service;
  - + Always fail into a secure state (i.e., never leaving critical functions or data accessible);
  - + Gracefully degrade performance or perform partial shut down of functions (e.g., to refuse new requests while continuing to process existing requests) according to a predefined plan;
  - + Are configurable by the administrator at runtime;
  - + Perform transaction rollback and checkpoint restart (for Web services that update data stores);
  - + Perform informative event logging;
  - + Generate only “safe” error messages to users (i.e., error messages that do not contain information that can be exploited by an attacker to craft a more effective attack).
- + Use defensive programming techniques and information hiding to make the Web service software more robust.
- + Through QoS and reliable messaging, Web services can continue functioning in the face of DoS attacks against the network itself.

After the Web service has been online for a while, begin performing routine periodic software rejuvenations and reconfigurations to return the service software to its original installed configuration and state (this includes defragmenting the service software’s disk image, purging unnecessary residual data from cache, deleting temporary files, etc., to avoid gradual slowing of performance that can make DoS easier to achieve).

Organizations deploying and implementing Web services should also be aware of two of the most common accidental threats against availability: service recursion and service deadlock. Through Web services’ support for dynamic discovery and binding, it is possible that a single Web service may attempt to bind to itself, possibly resulting in a DoS. Deadlocks are an equally important threat that arise when multiple entities are requesting access to the same resource. Because the goal behind SOA is to reuse Web services as often as possible, Web service interdependencies may lead to a deadlock, possibly resulting in a DoS of the entire SOA.

### **3.6.1 Failover**

One of the primary goals of a distributed system is the ability to recover when a node in the system fails. Through dynamic discovery and binding, Web services can be designed to recover if a single service fails, whether the failure is accidental or intentional. UDDI supports listing multiple URIs for each Web service. When failure of one instance of a Web service has failed, requesters can use an alternate URI.

Using UDDI to support failover causes the UDDI registry to become a point of failure. To remedy this, UDDI supports replication. Through replication, UDDI registries can support multiple nodes, where each node is an instance of the UDDI registry. This way, backup nodes can be used when an individual node is faced with a DoS attack.

### **3.6.2 Quality of Service**

Most Web services deployed do not provide guarantees for QoS. QoS is important in defining what the expected level of performance a particular Web service will have. By prioritizing traffic, overall performance of the system can be improved. Prioritization also allows the system to make informed decisions when faced with few resources—perhaps allowing only the highest priority traffic to be processed while letting the other traffic wait until a DoS attack has ended.

Standards are beginning to be developed and released to support availability of Web services. In particular, two competing standards are available that provide reliable messaging support: WS-Reliability and WS-ReliableMessaging, discussed in Section 3.6.3. Standards and techniques for providing QoS, detecting, resisting and recovering from DoS attacks are still under development. Sections 3.6.4 and 3.6.5 discuss two common design or implementation defects that can lead to a loss of availability without the malicious intent: deadlock and recursion.

The standards, however, state that other QoS parameters, such as rate of failure or average latency, are out of scope because they are usually dealt with by lower layer protocols. For Web services to truly support QoS, existing QoS support must be extended so that the packets corresponding to individual Web service messages can be routed accordingly.

### **3.6.3 Reliable Messaging**

The WS-Reliability and WS-ReliableMessaging standards provide guaranteed message delivery using one of the following semantics:

- + At-Least-Once semantics: a guarantee that a message will be delivered.
- + At-Most-Once semantics: a guarantee that a duplicate message will not be delivered.
- + Exactly-Once semantics: a guarantee that a message will be delivered without duplication.

In addition to the message guarantee semantics, both standards provide a mechanism for sending messages in order. These features are crucial for critical applications that may rely on Web services. Previously, implementers would have to develop their own reliability mechanisms, which could prove costly or ineffective in practice. With the advent of these standards, robust implementations can be developed and used in the development of reliable Web services. The existence of two competing standards, however, makes it difficult for organizations to fully adopt either standard.

### **3.6.4 Handling Service Deadlock**

Deadlock is a condition that occurs when two processes are each waiting for the other to complete before proceeding. The result is that neither process can continue. Deadlocks can occur whenever the following four conditions are present in a system:

- + Mutual exclusion: if a resource can only be accessed by one process at a time
- + Hold and wait: if processes already holding resources can request more resources

- + No preemption: only the process holding a resource has the power to release it
- + Circular wait: processes form a circular chain of waiting

Ideally, either the programs that experience deadlock or the underlying operating system would be able to automatically detect and recover from the deadlock, but it is difficult for individual systems in a SOA to detect deadlocked SOAP requests. SOA environments are susceptible to both local and distributed deadlocks. In a local deadlock, a provider Web service is poorly implemented and has an internal deadlock preventing it from returning a response to the requester Web service. In a distributed deadlock, one Web service that is not responding may lead to the entire choreography stalling until an administrator notices.

If deadlock occurs, multiple requesters could have their requests blocked indefinitely and could cause the clients awaiting the responses to suspend all other activities until the responses are received, thus rendering them unavailable to their users. Because Web services can be sequenced (i.e., a provider responding to one requester sometimes needing to act as a requester of services from another provider), the probabilities of a circular chain of waiting are increased. A deadlock may also occur if one of the systems in a circular chain of waiting crashes during a request, leaving some systems endlessly waiting for a response.

### 3.6.5 Service Recursion

Similar to a deadlock, Web services can also experience an infinite recursion, where Web services keep initiating requests to one another to solve a problem. For example, Web service A implements a service by forwarding it to Web service B and Web service B searches the UDDI registry to dynamically bind a Web service that performs the required functionality and finds Web service A, so it forwards the request back to Web service A. Because neither Web service implements the required functionality, they will continue to send requests until they run out of resources. Such a situation needs to be carefully avoided, which may be difficult in a highly dynamic SOA.

Execution flow diagrams are the method development teams usually use to mitigate deadlock and recursion. These diagrams are fairly effective for predicting interfaces within a single application. The interfaces from the Web service under development with other services, especially those provided by third parties (Commercial-Off-the-Shelf [COTS], Open Source Software [OSS]), are more difficult to manage.

At the design level, service interface information for third-party services need to be thoroughly reviewed so shortcomings can be effectively mitigated in the Web service design. At the source code level, the most effective anti-deadlock mechanisms are to a) implement asynchronous (non-blocking) service-to-service calls and b) design the Web service to use message buffering.

## 3.7 Securing the Discovery Service: Secure Interfaces to UDDI and WSDL

UDDI provides a medium for publishing and locating Web services. Originally, UDDI's main focus was the Universal Business Registry (UBR), a publicly accessible directory of Web services. Most modern Web services are not for public use, so the UDDI specification expanded to include private implementations of the UDDI registry. A private UDDI registry provides a mechanism for internal applications and users to discover and access Web services within an organization with little, if any, human interaction. UDDI v3 was approved as an OASIS Standard in 2005, but as of this writing most UDDI registries implement UDDI v2, so UDDI v2 is also discussed. The following subsections provide additional details into the structure, operations, and security inherent to UDDI, as well as explanations of the APIs relevant to UDDI.

### 3.7.1 UDDI Structure

UDDI registries provide information about organizations and the Web services they provide through three different interfaces:

- + White pages, which provide the identity and contact information of an organization
- + Yellow pages, which divide organizations into categories and provide information about their services
- + Green pages, which provide information about an organization's services: the locations of services, and binding information

There are six data types in a UDDI registry that provide all the information:

- + `businessEntity`: holds the name, address, and contact info of an organization;
- + `businessService`: holds technical data about what services and products the organization offers;
- + `bindingTemplate`: provides details on a particular Web service offered;
- + `tModel`: defines how to interact with the target Web service, which is usually done by providing a reference to the Web Service Description Language (WSDL) document.
- + `publisherAssertion`: describes the relationship between `businessEntity` entries
- + `subscription`: describes a request to monitor changes to certain entities within the registry

A WSDL document provides requester Web services with all the necessary information to send SOAP requests to a provider service. A WSDL document defines services as a collection of endpoints, which are referred to as ports. It also provides an abstract description of the types of messages and operations a Web service performs along with what inputs are required for each operation and as what format the result is returned. A UDDI registry provides a method to search for Web services and provides requester services with the location of the WSDL document for the target Web service.

UDDI registries are generally hosted within organizational boundaries and allow access to certain services within an individual SOA to be restricted. There are four types of private registries:

- + Internet-based services registry: Hosted by a group of organizations and provides information about these organizations for public consumption
- + Portal registry: Resides outside of an organization's firewall and provides information about that particular organization's Web services
- + Partner catalog registry: Resides on an internal network and provides information on the services offered by a particular organization and its partners
- + Internal services registry: Resides on an internal network and provides information on the services offered within that network. In addition, UDDI v3 provides a framework for access privileges to keep portions of the registry available only to authorized users.

### 3.7.2 UDDI Operations

In UDDI, the process of locating Web services through a registry is referred to as discovery. There are two types of discovery: direct discovery and indirect discovery. In direct discovery, the information is

retrieved through a registry maintained by the service provider. In indirect discovery, the information is retrieved through a third party registry.

UDDI provides several APIs to access the registry. A publishing API is used to place information into the registry, an inquiry API provides read-only access to the registry, and UDDI v3 introduces a new subscription API that provides notifications about additions or updates to the registry.

- + The publishing API is restricted, so publishers must be authenticated. Authentication can be performed using a username/password combination, SAML, Kerberos, or some other method.
- + The inquiry API is publicly accessible, allowing Web services to search for organization details, services offered, and binding information for the services. In UDDI v2, the inquiry API does not support authentication, but in UDDI v3, authentication can be required for inquiries—limiting access to the registry only to trusted Web services.
- + The subscription API is also restricted, requiring authentication by the registry.

In addition to SOAP APIs, many implementations of UDDI registries provide a Web interface for publishing to and searching the registry. Because this is not part of the UDDI standard and is not implemented by all UDDI registry vendors, these UDDI Web interfaces are not covered in this guide.

### 3.7.3 Secure Access to the Registry

UDDI v2 and later require that the publishing API be accessed using SOAP over HTTPS to make certain that publisher credentials cannot be intercepted during transmission. Publisher credentials can be anything from a username/password combination to a SAML assertion to Kerberos depending on what a particular UDDI registry supports. In addition, all publishers should be designated as Tier 1 publishers. In UDDI v2, Tier 1 publishers have defined restrictions for what services they can publish to the registry. In a private registry, these restrictions can vary based on the needs of the organization. In contrast, the specification does not require restrictions on a Tier 2 publisher.

Some UDDI registries provide the ability to restrict publishers' activities at the account level, which provides some control over Tier 2 publishers. UDDI v3 provides the ability to define policies, which provide finer control over publishers than the Tier model. UDDI v3 adds support for XML Signatures to the registry, providing a way for inquirers to verify the data in the registry. In UDDI registries, a publisher is only allowed to alter entries the publisher created, so inquirers can be reasonably certain that any changes made to an entry in the registry were made by the appropriate publisher.

### 3.7.4 Service Inquiry API

The inquiry API is used to search for Web services within the UDDI registry that meet the requester's needs. In UDDI v2, the inquiry API is accessed through vanilla SOAP over HTTP and requires no authentication. The requester must have a pre-existing trust relationship with the UDDI service, which can be achieved by accessing a private UDDI registry within the organization or a trusted public UDDI registry (e.g., the UBR). Most UDDI registries run from a functioning Web server and are unaware as to whether or not the Web server is using HTTPS. It may be possible to configure a UDDI v2 registry's inquiry API to use SSL/TLS—which in turn can be configured for authentication in addition to encryption.

UDDI v3 specifies that the inquiry API can be accessed over HTTPS and supports authorization. If a UDDI v3 service is being used with authentication, the requester has previously established a relationship with the registry and can likely trust its results. In UDDI v3, authentication usually consists of a username

and plaintext password transmitted over SSL/TLS, but the UDDI specification states that any authentication method can be used to access the registry, from X.509 certificates to SAML assertions. Also, because UDDI v3 allows the inquiry API to use SSL/TLS, the requesting service can be certain that the results from the registry were not tampered with during transit.

In UDDI v2, there is no way for the requester Web service to verify the integrity or origin of data retrieved through the registry. No authentication is performed when querying a UDDI v2 registry, so there is no way to verify the identity of the registry. Similarly, UDDI v2 does not provide an integrity mechanism for registry entries. Some integrity assumptions may be made because publishers are required to authenticate to the registry, but it is not possible to determine whether or not a particular publisher is legitimate.

In UDDI v3, all data entries stored in the registry can be signed using XML Signatures. After receiving information about a candidate Web service, the requester can retrieve the public key associated with the candidate and verify the integrity of the data from the registry. This is the best solution for verifying that entries in a UDDI registry are valid.

In UDDI v2, it is possible to include digital signatures for entries in the optional “description” element of each data type as this element is designed to contain textual information about the entry. Both the requester and the publisher must agree on a protocol for performing this type of signature so that verification can be possible.

### **3.7.5 Service Publishing API**

The publishing API is used to publish information about a Web service in the UDDI registry. According to the UDDI specification, SOAP over HTTPS should be used exclusively for all calls in the publisher API. In addition, the publisher must authenticate with the UDDI registry via the “get\_authToken” call. All calls within the publisher API require the authentication token to be passed as an argument.

The UDDI specification does not define what authentication methods should be used, so they can range from a simple username/password combination to a SAML assertion, depending on the implementation. Once the publisher has received the authorization token, it must be kept securely until it has been discarded so that an attacker cannot use the token.

In a UDDI registry, there are limits for how much each publisher can publish. In UDDI v2, the limits are broken up between Tier 1 publishers and Tier 2 publishers. Tier 1 publishers are limited to publishing one businessEntity, four businessServices per businessEntity, two bindingTemplates per service, one hundred tModels, and ten relationship assertions. Tier 2 publishers have no hard-coded limit and they are to be strictly monitored by the UDDI registry’s operator. In UDDI v3, operators have more fine-grained control over the limits imposed upon publishers through “policies.”

A requester can independently verify the validity of these structures using the authorizedName. In UDDI v3, an additional method for verifying the publisher of any data structure is an XML Signature. When using a UDDI v3 registry, XML Signatures should be used, as they are the best method for verification. If signatures are to be used in a UDDI v2 registry, it may be possible to place them in the description element. The publisher and the inquirer must have a predefined method for calculating signatures in this case.

PublisherAssertions are used to establish a relationship between two businessEntities, such as one entity being a subsidiary of the other. For a publisherAssertion to be recognized by the UDDI registry, both



entities must create the publisherAssertion. This allows inquirers to be certain that there is a relationship between two entities.

The publisher is also responsible for verifying that the records and assertions published are correct. Any mistake made while publishing will result in incorrect results when inquirers access the UDDI registry.

A further security mechanism that can be used in a UDDI registry is XML Enc. Because the Inquiry API in UDDI v2 is publicly accessible, it may be useful to encrypt the data before submitting it to the registry. By using encryption, only people authorized to decrypt the information in the registry would be able to access it. Nevertheless, not all UDDI registries (v2 or v3) fully support publishing encrypted data.

### 3.7.6 UDDI and WSDL

While UDDI provides a registry for searching for and automatically connecting to Web services, there is no mechanism for describing how to connect to candidate services. This is done through the WSDL document. A Web service's WSDL document is referenced through the bindingTemplate and tModel data structures.<sup>19</sup>

When publishing a Web service, a UDDI publisher must make certain that there is a tModel associated with the WSDL for the Web service being published. These are referred to as wsdlSpec tModels. wsdlSpec tModels allow inquirers to locate Web services that correspond to the same published WSDL document. For example, there are standard WSDL specifications for UDDI and NCES services, but there may be multiple Web services that implement them.

tModels are referenced from the bindingTemplate data structure by providing a tModelInstanceInfo entry for each tModel that corresponds to the service's WSDL document. A tModel provides the location to a Web service's WSDL document, but the bindingTemplate's accessPoint element specifies the location of the Web service itself. UDDI allows for Web services and WSDL documents to be in separate locations.

Once the requester receives the WSDL document for the candidate Web service, it must be validated. The simplest method for doing this is to provide a digital signature of the WSDL document for the requester to use. WSDL v1.1 does not provide an internal mechanism for signing WSDL documents. Until such a mechanism is available, the candidate Web service should provide an external signature for the WSDL document or the requester should independently verify via out-of-band communications that the site providing the WSDL document is a trusted entity.

Requester Web services cannot connect to most provider Web services without some form of authentication. WSDL v1.1 does not provide a method for specifying the security requirements of a Web service. Future versions of WSDL are slated to have this feature. At the moment, the requesting Web service must use some external method for determining what authentication requirements a candidate service has. This can be done using tModels.

In a UDDI registry, a bindingTemplate structure can hold zero or more references to tModels. tModels are used to provide a technical specification, such as wire protocols, interchange formats, or interchange sequencing rules. In addition, tModels are used to represent the different WSDL service interfaces.

Because tModels are used to describe the particular interfaces and behavior of a Web service, an additional unique tModel could be developed for each method of authentication that Web services in the

---

<sup>19</sup> This document provides only an overview of how the WSDL is entered into a UDDI registry, for a more detailed explanation see "Using WSDL in a UDDI Registry" (<http://www.oasis-open.org/committees/uddi-spec/doc/tn/uddi-spec-tc-tn-wsdl-v202-20040631.htm>) for a full description of the UDDI specifications.

registry may use. When a requesting Web service sees this tModel, the requester will know what methods of authentication the candidate Web service requires. This approach is implemented for the NCES service discovery services.

### 3.8 Summary

Web service security standards are developed and maintained by several different organizations: W3C, OASIS, Liberty Alliance, and an industry forum headed by Microsoft and IBM. Some industry forum specifications, such as WS-Security, are submitted to OASIS for maintenance and acceptance as a true standard. In contrast, other industry forum specifications directly conflict with OASIS or W3C standards, like the WS-Reliability and WS-ReliableMessaging standards. Where such conflicts exist, one or more of the involved standards may change or cease to be implemented. Organizations should take care when adopting such overlapping standards to avoid expensive upgrades or overhauls of the SOA.

The OASIS WS-Security specification provides confidentiality, integrity, and non-repudiation using the W3C XML Signature and XML Encryption standards. It also supports authentication via SAML, X.509, Kerberos, REL, and username and password combinations. WS-Security should be employed as an integral part of any organization's Web services deployment, but it does not secure the entire SOA. For Web services that were not implemented with support for WS-Security, XML gateways can be used to act as intermediaries and apply WS-Security to SOAP requests and verify SOAP responses—using HTTPS to secure communication directly between the legacy Web service and the XML gateway. While confidentiality and integrity can be assured via WS-Security, there are no established standards for specifying the required QoP of a particular SOAP message or Web service. By sharing the QoP information about individual Web services, requesters and providers can support dynamic binding in a secure environment.

WS-Security provides a powerful framework for authentication within a single organization. For authentication within large organizations or across multiple organizations, using a single TTP may not be feasible. To facilitate authentication across trust boundaries, a trust federation framework should be adopted. Organizations face several options: Liberty Alliance, WS-Federation, and Shibboleth. Liberty Alliance works closely with OASIS and SAML v2.0 incorporated many of the features from earlier Liberty Alliance specifications. Because the same functionality is provided by each framework, the choice may largely depend on whether COTS products already deployed support one of these frameworks.

Distributed authorization is becoming increasingly common in organizational SOAs where each Web service is a PEP that communicates with a PDP to get authorization information. To this end, SAML and XACML were developed to provide support for multiple authorization models. SAML assertions are generated by TTPs and can be used as security tokens by entities within the SOA. When a request is received, PEPs use the SAML protocol to communicate with the PDP to determine whether the requester is authorized. XACML provides a flexible, extensible policy language and mechanisms for querying XACML policies. Similarly, authorization rules may affect individual content or services. Security metadata can be used to determine what entities are authorized to access content or services. By providing policy along with the content or service, PEPs are able to make some authorization decisions without communicating remotely over the network.

Securing the discovery process is also important for an organizational SOA. If the registry can be corrupted, or if the provider's WSDL document is wrong, an attacker may gain access to restricted information or the entire SOA may fail. UDDI v3.0.2 provides support for digitally signing registry information using XML Signatures—allowing requesters to verify the publisher of the information and the integrity of the information. WSDL documents, however, do not inherently support digital

signatures—meaning that verifying the authenticity and integrity requires an out-of-band mechanism. True automated discovery is still hampered by the fact that even though an individual's identity is trusted, the published service may be malicious or may itself use a malicious service.

Some of the biggest challenges facing Web services are in the realm of accountability and availability. While XML Signatures and the algorithms defined in FIPS 186-2 can be used to support non-repudiation, accountability also requires the use of auditing. There is no standard for distributed auditing within a Web services environment. NIST SP 800-92 provides guidance on managing security logs within an organization, but any portion of a SOA transaction outside of the organization's control may not retain security logs.

Availability is increasingly becoming a concern with Web services, so QoS is becoming increasingly important. For mission critical applications to be built with the SOA paradigm, the SOA must be able to withstand one or more services becoming unavailable—either due to a DoS or a failure. Web services' support for dynamic discovery and binding allows for failover Web services to be accessed when a DoS occurs. Similarly, reliable messaging technologies can be used to ensure that messages will be received in spite of a DoS attack. Finally, QoS technologies can be used to prioritize Web service traffic so that high priority Web services will still remain functional in the face of an attack on the availability of the network.

There is such a wide variety of Web service security technologies, standards, and techniques and the landscape is always changing. There is no panacea to securing Web services. Instead, the choice of what technologies and standards an organization should embrace should be made with a full understanding of the benefits and pitfalls of each solution.

**This page has been left blank intentionally.**

## 4. Human User's Entry Point into the SOA: Web Portals

A *Web portal* is a single sign-on (SSO) starting point for Web activities. By logging into a Web portal, a user is granted access to the information and services connected to the authenticating portal. Common implementations for portals are Internet search engines that expand into information centers, and Web interfaces for corporate knowledge management systems.

Web Portals that sit at the boundary of a SOA have multiple roles: a Web server for users and a requester to other Web services in the SOA. This dual role brings with it security implications that could impact Web services interacting with the portal. Some of these implications include:

- + **Authentication:** Who is sending this message?
- + **Authorization:** Is the authenticated subject entitled to access?
- + **Audit:** Can we prove this transaction occurred?
- + **Integrity:** Was the message, or the system, tampered with?
- + **Confidentiality:** Can the information be read while it is in transit? In storage?
- + **Privacy:** Can personally identifiable information be released to the public?
- + **Availability:** Is it vulnerable to a denial of service attack (brute force or otherwise)?
- + **Non-repudiation:** Can a sender deny sending a message?
- + **Policy Administration:** How easy is it to apply or change a security policy rule or configuration parameter?

Additionally, Web service faces many challenges to fulfill these basic security requirements. The threats to Web services security include both the traditional exploits associated with the underlying protocols such as HTTP, as well as new threats associated with new protocols and services, such as SOAP and XML.

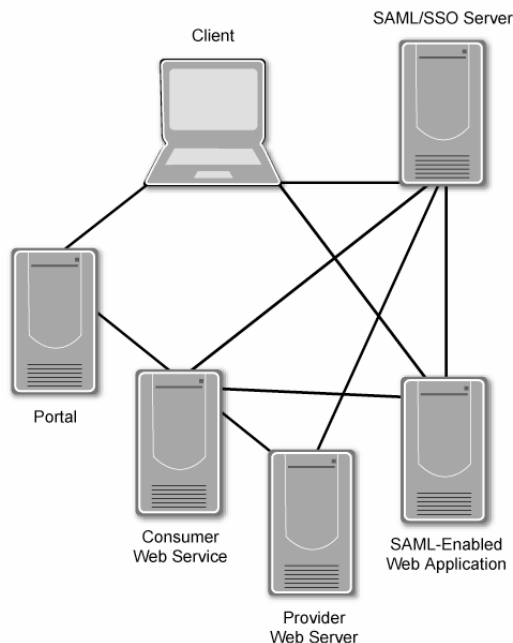
The remaining subsections expand on the information provided above, with particular focus on explaining the role of proxy agents, authorization and access control considerations for portals, and potential mechanisms for enforcing XML filtering constraints on content provided to portal users.

### 4.1 Proxy Agents

As mentioned earlier, Web services that reside on the edge of the SOA are used to represent users during communications from the client on the edge of the service and other Web services. A number of Web service invocations are at the request of users through edge applications, such as portals, Web servers, and single sign-on servers. These edge applications are server-based Web applications that interface, as proxy agents on behalf of the user, with the Web services in the SOA. All security functions that require direct interaction with users (via their clients) are expected to be performed by the edge applications. The Web services connected to the portal would then presume that when the edge applications assert a user's authenticity and privileges, such an assertion is trustworthy.

For Web services to communicate with one another, the interacting parties must trust each other. When communicating using Web services, there are a number of different entities involved: the client

application through which the user operates, a proxy-agent, a portal, a requester Web service, a provider service, a SSO server, and SAML-enabled Web applications.



**Figure 4-1. Web Services Trust Relationships**

In a Web services trust environment, a user will communicate with an SSO server and one or more SAML-enabled Web applications. For this SSO environment to function correctly it is required that all three entities trust each other. A user may also access a portal application, which provides Web service proxy-agents access to provider Web services on behalf of the user. In addition, requester Web services will often talk to provider Web services on their own behalf. For all of these interactions to function, the entities involved must trust one another. WS-Security enables two Web services to trust one another while SAML enables one entity to assert that it trusts another entity. In this type of configuration, it is possible to build a chain of trust, where a Web service trusts another Web service regardless of the fact the two Web services have no direct relationship.

## 4.2 Using the Portal to Control User Authorization and Access to Web Services

Due to a portal using SAML assertions to express a user's identity to other Web services, it is understandable to extend this identity into authorization and access controls. Portals can be implemented using one of the available Liberty or SAML libraries, or using one of the many COTS products that will act as an identity server. By implementing an identity server, the portal's presentation functions are combined with the SSO and distributed access management services, providing only authorized information to be presented to the user.

COTS identity servers provide full support for the complexities of the SAML specification. Additionally, most COTS identity providers support a wide variety of authentication mechanisms—from certificates to passwords. While these are designed to prevent attacks at the protocol level, COTS identity providers must be configured correctly to be secure.

### **4.3 Portal Interaction with the SOA's Discovery Service**

SOA discovery services is the access control compliment for SSO architecture. As described in Section 4.2, pages presented to the user can be tailored to analyze a user's credentials to dissuade attempts to elude access controls and to prevent access to services for which the user is not authorized.

If a portal's SAML assertion (on behalf of a user) does not include the proper credentials to access a service (as determined by the Discovery Service), the user will not be permitted to "know" that the service exists. Controlling access to services at the Discovery level is beneficial to the service because it simplifies the administration of access controls required to maintain the service's expected level of security. As a form of security through obscurity, this method reduces the potential for brute force methods to access unauthorized services.

### **4.4 Summary**

In a SOA, the Web portal is a SSO starting point for users interfacing with a SOA. Web portals interact with provider services and identity providers to perform actions on behalf of the user. By acting as a middle-man between the user and the provider services, portals must provide authentication information about the user, coordinate with the provider's authorization mechanisms and policy administration as well as provide auditing services, integrity, confidentiality, availability, and non-repudiation of messages sent to both the user and provider. Through SAML and WS-Security, these goals can be achieved. SAML allows the user to authenticate with the identity provider and will provide SAML assertions that can be sent along with all requests on behalf of the user. Provider services can then verify the contents of the SAML assertions and determine whether the user is authorized to perform the action.

**This page has been left blank intentionally.**



## 5. Secure Web Service-Enabling of Legacy Applications

Migrating applications to Web services can expose the legacy application and back-end databases to new threats that did not exist when the applications were initially developed. Securely enabling Web services on legacy applications requires customized Web service adapters to be securely coded and implemented. Authentication, Authorization and Access Control are the first concerns to address when migrating a legacy application to a Web service architecture.

### 5.1 Legacy Web Server Authentication to Web Services

Web applications are typically designed for client-server communication. For most situations, Web servers are not configured to authenticate clients' SSL/TLS certificates. Instead, clients authenticate only the server's SSL/TLS certificates. Most Web servers provide support for authenticated client SSL/TLS certificates—which can allow authentication between Web servers. True mutual server-to-server authentication can be achieved using WS-Security as described in Section 3.1.

If a SAML implementation is not feasible, it may be possible to adapt the standard SSL/TLS authentication process in a way that enables each server in a pair to take on the role of client for purposes of being authenticated by the other server. Such a spoofing-of-client approach would be implemented as follows:

1. Server 1, acting as client, authenticates Server 2 based on Server 2's server certificate.
2. The process is reversed. Server 2, acting as client, authenticates Server 1 based on Server 1's server certificate.

For the above to work properly, each Web server will have to have logic added to its certificate handling function that will enable it to parse and understand PKI server certificates, including all extensions. In addition, code must be custom developed to create a dependency-linkage between Phases 1 and 2, to ensure that both phases have been successfully completed before the two servers authorize one another and proceed with their transaction.

### 5.2 Authorization and Access Control in Legacy Applications

If the legacy Web application performs its own user authorizations (rather than relying on a centralized authorization service provided by a portal or SSO server), the application process that allocates permissions and privileges to users and processes must be correct and unable to be subverted. The authorization process will have to trust the authentication system's assurance that the users and processes to be authorized have already been properly authenticated.

If the authorization information used by the application will be stored and managed in a directory (for example the LDAP or X.500 directory used by the PKI), the transmission path over which authorization information will be sent from the directory to the application's authorization process should be secured via SSL/TLS. When at rest in the directory, the authorization data should be protected by the directory's access controls and possible also by encryption.

If standard user/group/world authorizations are inadequately fine-grained, the application's authorization system may have to implement access control lists (ACL) and role-based access controls (RBAC). In messaging applications, role-based addressing may be used to implement authorizations with finer granularity.

Because of the additional requirements for access control for systems that contain or process sensitive information, it may be necessary for such applications to augment the underlying file system's access controls by ensuring that the data that require additional protection are encrypted when they are written by the application to a file system directory (or database). In practical terms, encryption of data at rest is a form of access control: access to the encrypted data is controlled by limiting access to the cryptographic keys required to decrypt that data. Data encryption is generally thought of as a confidentiality mechanism rather than an access control mechanism, and thus mentioned here.

The application's design should implement the following policies governing authorization of users and processes, and access control of data, components, processes, and functions:

- + Separation of duties, roles, and privileges
- + Minimization of resources available to application process.

When designing the application, the actions that any component will be allowed to perform should be explicitly specified. Custom processes and scripts should not be granted or allowed to retain privileges that would enable them to perform actions not expressly defined for them. Instead, each process in the application should be designed to do the following:

- + Perform only the actions expressly defined
- + Strictly enforce the processing order defined
- + Call only those other processes and libraries absolutely needed to invoke
- + Execute only one task at a time
- + Initiate a new task only after the previous task has completed
- + Access only data absolutely needed to successfully perform tasks.

### **5.3 Extending Non-Web Applications to Be Able to Participate in SOAs**

Allowing non-Web applications such as database and directory server applications to securely interact with Web services involves many of the same measures as enabling Web applications. The same procedures are used for creating a Web service and extending an existing application's functionality as a discoverable Web service.

Web services can extend any application, as long as there are robust and easy-to-use business objects or, an API built into the application. It will be more difficult to Web-service enable applications that have business logic built into the GUI because the business logic must be rewritten to accommodate the new Web service extension of the business object.

### **5.4 Public Key Enabling Concerns Specific to Web Services and SOAs**

Legacy applications that will be implemented in the Web services or SOA environment could implement the transition from username-password based authentication to certificate-based authentication over time. Initially, the legacy application should provide the capability for users to test their certificates while maintaining username password access. Then, the application should allow users who have certificates to authenticate using these certificates while still allowing users to authenticate with their existing usernames and passwords. Once users have become familiar with certificate-based authentication, the application should publish a date after which usernames and passwords will no longer be accepted. In the

transition to Web services, an API should be developed that can be used to communicate with the discovery service as well as authenticate users.

For applications with a large number of current users, an applet can be written to establish a mapping between an existing username—and associated privileges—and a subscriber certificate. The first time each user is authenticated based on the certificate, the user will be asked to provide the old username and password. The applet will then establish the mapping of the privileges associated with that username to the new certificate, so that next time the user logs in, those privileges will be granted based on the certificate presented, without the user being required to enter the old username and password.<sup>20</sup>

## 5.5 Accountability for Legacy Application Transactions

Per the security functions provided by authorization and access control measures, described in Section 5.2, sound Web services security practices also include the maintenance of auditing records. Auditing should be done to maintain appropriate accountability for legacy application transactions in the Web services environment.

The legacy application's auditing mechanisms should be developed to provide sufficient information, and secure storage for audit data. Verbose logging is beneficial to later analysis of the system. Appropriate review procedures can identify anomalous access control situations—which may indicate an attacker's presence. To support analysis, logging should be stored securely for an appropriate length of time, which is usually determined by the organizational policies. NIST SP 800-92 provides guidance for managing logs within an organization.

## 5.6 Database Security Challenges in SOA Environments:

When a database application is exposed as a service or is simply accessed by a Web services, the security of the database relies entirely on the security of the applications directly accessing it. The exposing application should account for confirming the requester's authorization to access the database. Additionally, the application must filter the data before providing data to the requester as data is returned from the database to prevent unintentional leakage.

## 5.7 Maintaining Integrity of Legacy Systems Exposed via Web Services

When integrating legacy systems as backend servers in a SOA, developers must make sure that security does not stop at the connection between the SOA and the Web service interface to the legacy system. Instead, the developer should incorporate the following measures to ensure the integrity of the data being processed:

- + Establish end-to-end user authentication: Set up an end-to-end user authentication mechanism that reaches from requester Web services to the mainframe or other backend legacy server.
- + Establish an end-to-end encrypted data channel: Use encryption from the individual requesters to the Web service interface and from the Web service interface to the legacy backend system. This is done to ensure that sensitive data are not exposed in transit over external and internal networks. If the backend system does not natively support encrypted data channels, IPsec or SSL tunneling software can provide an encrypted data channel.

---

<sup>20</sup> For further guidance on Public Key implementation, see NIST SP 800-32, *Introduction to Public Key Technology and the Federal PKI Infrastructure*, <http://csrc.nist.gov/publications/nistpubs/800-32/sp800-32.pdf> and NIST SP 800-44, *Guidelines on Securing Public Web Servers* <http://csrc.nist.gov/publications/nistpubs/800-44/sp800-44.pdf>.

- + Implement Public Key Enabled (PKE'd) security end-to-end: Deploy PKE'd components all the way from the requester to the backend system, integrating it with existing security systems, such as RACF.

In addition to certificate-based identification and authentication (I&A), the Web service will also need to perform application-level monitoring and auditing of Web connections, access events, and security violations.

In certain high-risk environments, a second factor of authentication, in addition to PKI certificate-based I&A, may be desired. This second factor may be a static password, a dynamic password, or a biometric. In some applications, the user's initial authentication may be via a second-factor mechanism during the authenticated session.

Security for the mainframe was not designed with the SOA processing model in mind. Rather, mainframe security was designed for a closed, well-defined, and tightly controlled environment. Key characteristics of such environments include a known and relatively trusted user population, a well-defined set of applications, and firm connectivity boundaries. Application developers need to leverage existing backend mainframe security systems.

## **5.8 Summary**

Secure Web service-enabling of legacy applications allows new SOA applications to leverage the functionality and services provided by an organization's legacy systems. This can prove to be cost-effective when developing Web services that require legacy functionality. Web service-enabling legacy applications can introduce Web service threats to the legacy application and provides a new avenue of attack into the legacy application. Legacy applications built without understanding of SOA or networking may lead to the discovery of new vulnerabilities in the application. When Web service-enabling a legacy application, it is important to be aware of these threats and use appropriate technologies to mitigate them.

Ideally, legacy applications should be modified to support WS-Security, SAML, SOAP, and WSDL, but this is not always possible. If the application was originally designed as a Web application, it can be configured to use SSL/TLS for authentication, confidentiality and integrity between the Web service front-end and the application itself. In addition, many legacy applications have built-in authentication and authorization mechanisms. If possible, these should be upgraded to support SOA technologies, otherwise the Web service front-end will have to map SOA identities and permissions to those used by the legacy application. While it is important to provide an updated authentication and authorization mechanism, it is equally important to take advantage of logging facilities provided by the application. In addition, these logs should be integrated into the system-wide log management infrastructure. By exposing legacy functionality as a Web service, there are a number of potential attacks that may surface, requiring the Web service front-end to be carefully designed, implemented, and deployed to take full advantage of the legacy application's security functionality while providing the security needed to protect against threats introduced by the SOA.

## 6. Secure Implementation Tools and Technologies

When implementing a secure Web service, developers should be aware of how to use the available development tools, techniques, and languages in a secure manner, in addition to implementing the security functionality already discussed in this guide. While security functionality is an important aspect of secure Web services, security functionality can be compromised by poorly implemented software. See Appendix B for a discussion of the various attacks that Web services are susceptible to. The following sections outline the various developer toolkits, XML parsers, available development languages, and what to keep in mind when developing a Web service.

### 6.1 Web Services Developer Toolkits

When choosing an appropriate Web services developer toolkit, it is important to first determine whether there are any language requirements of the Web service; should it be able to interact with a .NET environment, a Java environment, or natively compiled libraries? In most cases, either a Java or .NET Web service will be able to meet all of the functional requirements of the system, but there are times when a Web service written using C or C++ may be necessary. If the language requirement is not an obstacle, there are further attributes of a Web service development toolkit to consider.

The most important aspect of a Web service development toolkit is its ability to interoperate with Web services developed using other toolkits. The SOAP and WSDL specifications developed by W3C left some design choices to individual Web service toolkit developers, making Web services less interoperable. In particular, Java and .NET Web services may not by default be able to communicate with one another. To this end, the WS-Interoperability Organization (WS-I) developed WS-I Basic Profile 1.0, which specifies exactly how the WSDL and SOAP specifications should be implemented to achieve full interoperability. Toolkits that support WS-I Basic Profile 1.0 will be able to interoperate with Web services from other toolkits with—at most—only minor changes to the Web service being developed.

Additionally, WS-I is working on WS-I Basic Security Profile 1.0, which will allow Web services to implement interoperable authentication mechanisms. It is not always the case that WS-Security implementations provided with various toolkits will interoperate well with other Web services, but the WS-I Basic Security Profile will aid in developing secure interoperable Web services. As this specification has not been ratified yet, few (if any) Web service toolkits support it. Until the WS-I Basic Security Profile has been released by WS-I, toolkits should be used that provide support for (or have libraries available for) the WS-Security and SAML specifications, which are the most commonly used tools for securing and authenticating Web services.

Finally, WS toolkits should ease the burden placed on the Web service developer by providing tools that will create *stubs*, or the Web service-specific code, that the developer can use without having to delve into XML or SOAP specifics. Usually, these tools are in the form of a command-line program that will take either a pre-existing application and develop the WSDL or develop stubs from a pre-existing WSDL.

### 6.2 XML Parsers

The XML parsers are the first portion of a Web service that process input from other Web services. A poorly designed or poorly configured XML parser can compromise the Web service regardless of how secure the Web service is. To this end, it is important to use robust and proven XML parsers.

Regardless of how robust the XML Parser is, they are susceptible to several attacks:

- + Large XML documents can overload the XML Parser and lead to a DoS

- + Recursive XML documents can overload the XML Parser and lead to a DoS
- + XML documents can be configured to refer to and use local files. This can lead to an attacker gaining knowledge about the local system.
- + External References to other XML documents or XML schemas can be used to bypass XML validators.

All of these XML parser security concerns can be overcome by properly configuring the system. In particular, oversized XML documents can be prevented by configuring the Web Server on which the Web service is running to only accept messages up to a certain size. When the oversized XML document is passed to the Web server, the Web service will prevent the entire document from reaching the Web service. The other XML attacks can be prevented by developing robust local XML Schemas for the Web service and configuring the XML parser to validate all incoming XML traffic against the local Schemas rather than against remote Schemas provided by the incoming traffic. Additionally, one of the main functions of an XML gateway is to provide a robust defense against XML attacks that target the XML parser; they provide a robust system for detecting and validating XML traffic prior to its reaching the Web service and can be configured to notify appropriate personnel when such an attack has been attempted.

### **6.3 Languages for Secure Web Service Development**

Each of the languages discussed in this section has its own set of sound security-related practices, but all benefit from a common set of secure coding practices that include the following:

- + Do not include sensitive data in user-viewable source code (i.e., Web page code that can be displayed by the user using the *view source* function of his/her browser) or configuration files.
- + Assemblies that support untrusted or partially trusted callers should never expose objects from assemblies that do not allow untrusted or partially trusted callers.
- + Allow untrusted or partially trusted callers only after the developer has carefully reviewed the code, ascertained the security implications, and taken the necessary precautions to defend against attack.
- + Disable tracing, debugging, and other diagnostic development or testing-related functions, tools, and hooks before application deployment.
- + Do not issue verbose error information over remote connections.
- + Do not deserialize data from untrusted sources.
- + Do not provide extensive information about failure conditions.

#### **6.3.1 Procedural Languages**

The procedural languages summarized in the following sections are considered to be relevant to Web service design and development. This does not preclude the importance or relevance of other languages that are not explicitly described; rather, these are languages most commonly used to implement Web services.

### 6.3.1.1 C and C++

Traditionally, C and C++ are popular programming languages, but systems implemented in them can be susceptible to buffer overflow attacks. There are many cases where Java, .NET, or other forms of managed code are not practical—even when implementing Web services. In particular, Web services based on C and C++ do not require the overhead of a framework to implement Web services specifications. Java EE and .NET can take up hundreds of megabytes of space, which may not be available on a particular system (usually a legacy or embedded system). In particular, when Web service enables legacy systems, Java and .NET may not be available as .NET does not run on versions of Windows prior to Windows 2000 and there may not be a Java Virtual Machine for the legacy system's platform or operating system.

To this end, there are a number of Web service frameworks available for C and C++. Web services developed using these frameworks do not have the security benefits provided by managed code such as .NET and Java, so they must rely on Operating System-level security support such as restricting user permissions and running the Web service within restricted environments. It is important to ensure that all code is properly written to avoid the potential pitfalls of the language, such as buffer overflows. C and C++ Web services can be implemented without much of the complexity of a Java or .NET Web service and would not be susceptible to vulnerabilities associated with the framework itself. An additional step that can be taken to protect Web services developed in C or C++ would be to place the Web service behind an XML gateway, which would filter XML Attacks and protect the C or C++ system from external entities.

### 6.3.1.2 Java

Java allows the user to have almost full control of the virtual environment in which the Java bytecode is run. Java code intended for use on the client runs in a different environment, under a different trust model, than does code on the server. There are common requirements, however, whether the Java code runs on the client or server. Input from untrusted sources should always be checked and filtered. Java code that inherits methods from parents, interfaces, or parents' interfaces also inherits vulnerabilities in those methods. For this reason, it is critical that the developer use inheritance with caution.

Because the Java language is compiled into a platform-independent bytecode format, much of the information contained in the original Java source code remains in the compiled bytecode. This makes decompilation by attackers easier for Java than natively compiled languages like C and C++. Bytecode obfuscation is a technique designed to help protect Java bytecodes from decompilation. Preventing bytecode decompilation is a countermeasure both against disclosure and tampering (i.e., confidentiality and integrity concerns).

In the past, it has been difficult to reverse engineer applications because they are large, monolithic files of “stripped” binary (object) code. “Stripping” object code removes its symbol table and information such as variable names, and obscures references to library routines. A call to the C language library routine `printf` in the source code will appear in the stripped object code as a far less informative procedure call to a memory address designated by an integer, e.g., 35720. Stripping of object binaries makes task of decompilation extremely difficult, albeit not impossible.

With Java, the threat of reverse engineering increases due to the fact that Java is compiled into a platform-independent bytecode format. Because it is portable, there is little control over the distribution of the bytecodes—i.e., secure distribution in the traditional sense is not possible. In addition, unlike object code compiled from C and C++, Java bytecode is not “stripped”: much of the information contained in the source code remains in the bytecode, facilitating its decompilation and reverse engineering.

Java bytecode must also be able to undergo bytecode verification, which gives it a measure of protection against malicious code, and it is not possible to distribute the bytecode in a more secure form. Application of digital signatures to the native Java code (code signing) is intended to increase the security of the distribution process by providing a means of verification by the execution environment that the received Java code came from a trusted source and has not been tampered with enroute. Code signing does nothing to reduce Java bytecode's vulnerability to decompilation.

The technique most often proposed for reducing this vulnerability is code obfuscation. Code obfuscation transforms the Java program to make it more difficult to understand, yet functionally identical to the original. The program produces the same results, though it may execute more slowly or have other side effects because of the code added to it by the obfuscation technique. Thus, there are trade-offs that must be considered between the security provided by code obfuscation and the execution time-space penalty imposed on the transformed program.

There are a number of COTS and public domain programs and utilities for performing code obfuscation. Some of these apply optimizations to the Java compiler, such as array and loop reordering and procedure inlining. Code obfuscation can be classified according to the kind of information the obfuscation technique targets and how it affects that target.

### **6.3.1.3 Microsoft's .NET Languages: C# and VB.NET**

C# was developed by Microsoft as part of its .NET initiative to provide developers with the power of languages like Java and C++ for rapid application development. Like Java, C# runs in a secure environment through code access security, which provides a sandbox in which to run Common Language Runtime (CLR) applications, such as C# and VB.NET. Additionally, C# applications benefit from a garbage collection system, preventing most memory leaks from affecting C# applications. C# provides a more type-safe environment than C++, but unlike Java, C# applications support accessing raw memory—although this requires certain code access security permissions to be enabled. Through code access security, C# offers security similar to Java's while providing native access to all functionality that the .NET framework provides.

Visual Basic .NET was released along side of C# as a successor to the legacy Visual Basic language. While the VB.NET syntax is similar to the original Visual Basic language, VB.NET provides a fully object-oriented language in place of the COM-based language of Visual Basic. While Visual Basic has some security concerns, VB.NET's support of garbage collection, object-oriented design, code access security, and the .NET framework place it on equal footing with C#. Through the .NET framework and the CLR, C# and VB.NET have access to the same security libraries and both C# and VB.NET applications are subject to code access security.

As in Java, code written in C# or VB.NET can be downloaded and run from untrusted sources. To alleviate this problem, Microsoft has integrated code access security into the .NET Framework. Code access security provides varying levels of trust for code based on where the code originates and allows individual users to specify what permissions will be given to an application. Because code access security is part of the .NET Framework, all applications that access the .NET Framework can be subject to code access security. Because policies are defined on a per-machine basis, libraries are provided that allow applications to determine whether the application has a particular permission prior to performing a potentially restricted act—allowing .NET applications to alter their behavior rather than simply throw a security exception.



### 6.3.2 XML

Content within SOAP messages are expressed in XML. Because of this, the security technologies used by Web services are based on those developed for XML. XML was designed so that it could be easily extensible and combined with itself. It should be natural to provide integrity, confidentiality and other security benefits to entire XML documents or portions of these documents in a way that does not prevent further processing by standard XML tools. XML Security must be integrated with XML in such a way as to maintain the advantages and capabilities of XML while adding necessary security capabilities. This is especially important in XML-based protocols, such as SOAP, that are increasingly being used by Web services. The major security considerations for XML are summarized below, including Authentication, Authorization, Integrity, Signature, Confidentiality, and Privacy.

In general, most of the risks posed by XML are not unique – they can appear with many other technologies and systems, new and old. Some of the risks are more severe for XML than for older systems simply because XML is more expressive, flexible and powerful. Some of the risks derive from the ways in which XML is used (e.g. for meta-data) and would appear whether using XML or some other technology.

Some recognized vulnerabilities and attacks specific to XML and XML Style Sheets (XSLs) include the inability to:

- + **Prove validity of XML content and originator, both logically and physically:** Not all XML parsers validate the URIs of entity references before accessing them.
- + **Prevent exploitation of XML entities to steal information:** Because some parsers reference entities without first validating their URIs, it may be possible to inject references to other locations on the target server from which secret information could then be extracted.
- + **Prevent exploitation of XML entities to launch DoS (Denial of Service) attacks:** Because some parsers reference entities without first validating their URIs, it may be possible to create DoS attacks by flooding the XML parser with illegitimate entity references.
- + **Enforce validation:** An attacker may be able to subvert the validate() command called by the XML application when it has loaded the schema cache with namespaces. The attacker does this by using a root element from a different namespace to redirect xsi:schemaLocation to point to his/her own schema, in which he/she includes the declaration `<x:any namespace=##any,, processContents="skip"/>`

### 6.4 Security Testing: Tools and Techniques

Security tests in the Web services realm falls into the following categories:

- + Conformance testing of security protocol implementations;
- + Functional testing of Web services security mechanisms;
- + Security-focused unit testing;
- + Vulnerability assessment of Web services;
- + Web service software security reviews and tests.

The combination of software security testing, security-focused unit testing, and whole-application vulnerability assessment should be included in the overall test plan, and should be performed iteratively throughout the Web service's lifecycle, not just after implementation or deployment.

Three characteristics of Web services makes security testing more difficult than for more traditional applications. The Web services model provides a completely implementation-independent mechanism through which applications can interact. The tester can make no accurate assumptions about how that application software is built. Thus, the reliance on black box testing is much heavier than it is for other application testing. The tester must also rely heavily for his/her understanding of the software on its interface and system specifications.

The highly distributed nature of Web services technology creates a dependence on complex interactions, which must be testable. The tester will need to adopt new techniques and processes for many aspects of Web services security testing. Security function testing in particular will require greater use of distributed test agents and associated technology—comparable to how load testing is done.

How much security-focused testing is enough? Ideally, the tester would trace all paths through the code and all internal interfaces among components within the service and all external interfaces between the service and other services, and would try out every possible input to ensure it didn't cause an unexpected security violation. Depending on the complexity of the service, testing every possible path, interface, and input may not be feasible. A more practical goal is to cover every path through each unit, and every inter-unit and external interface at least once.

Each of the categories of Web services security tests is discussed below.

- + **Web Service Security Protocol Conformance Testing:** This type of testing is generally performed by an independent testing organization on specific implementations of Web services security protocols by specific vendors in their Web Service products, as well as some open source implementations. The objective of this testing is to ensure that individual protocol implementations conform with the relevant published standards from OASIS or W3C.
- + **Correctness Testing of Web Service Security Functionality:** This type of testing is no different from any other functional correctness testing of application software. The focus is on ensuring that the security functionality performed by a Web service meets its stated requirements.
- + **Security Focused Unit Testing:** Testing the smallest unit of the Web service application, such as individual classes or functions, apart from the rest of the application. Through unit testing it is considerably easier to test all of the possible paths that attackers could take to reach unexposed methods or perform illegal operations.
- + **Whole-Application Vulnerability Assessment:** The objective of this testing is to seek residual vulnerabilities that appear in the Web service as a whole, as a result of the interactions between the service and other Web services, vs. tracking down vulnerabilities within and among individual unit components of a single Web service.
- + **Web Service Software Security Reviews and Security Tests:** Software security review techniques usually include threat modeling, requirements risk analysis, and security modeling. Software security test techniques include security-oriented code reviews, security fault injection tests, fuzz testing, and penetration testing.

Many current Web services are little more than pre-existing software components wrapped in SOAP interfaces. As such, a number of today's software and application security testing tool vendors have done

little more than add simple XML support to their existing tools. In future, however, as built-from-scratch Web services emerge to shift traditional distributed computing architectures toward more loosely-coupled, standards-based, service-oriented architectures, security testing of these architectures and the Web services that constitute them will require a complete set of robust, Web service-specific testing tools.

From a security standpoint, Web services adoption today is focused on the corporate intranet, with Web services used to simplify and reduce the cost of integration of existing applications and databases behind the firewall. Web services that communicate outside the firewall are showing up in pilot projects, but are typically limited to service interactions with trusted business partners and known IT organizations.

Given this current state of the art, three capabilities are important in the tools used for testing the security of Web services:

- + Generation and testing of SOAP and XML messages, with examination of both interservice messaging interfaces and individual message format
- + Automatic generation of test plans from WSDL files containing metadata about the interfaces of the Web services to be tested
- + Simulation of the actions of both Web service requesters and providers

There is little automated tool support specifically designed for Web services security testing. This dearth is consistent with the relatively small number of automated software and application security testing tools in general. This said, current Web services security testers will need to rely on the somewhat more prevalent software security testing and application vulnerability assessment techniques and tools to fill in the gaps until a more complete, robust set of Web service specific security testing tools emerges.

Tools for security testing of groups of Web services interacting across SOAs do not yet exist. Nor do tools for testing security of Web services that are dynamically defined at runtime (e.g., through orchestration or choreography).

## 6.5 Summary

Web services provide interoperability among a variety of development platforms and operating systems, giving organizations flexibility when implementing them. To maximize this flexibility, it is important to understand the security benefits provided by some of the most widely used Web service development languages and what tools are available in those languages to aid in the development of Web services. Web service toolkits can prove to be essential to developing secure Web services, particularly if they are WS-I Basic Profile and WS-I Basic Security Profile compliant—allowing for interoperability with little or no change to the code generated by the toolkit. In addition, a robust XML parser is essential for developing Web services to prevent attacks designed to compromise the parser.

There are several languages commonly used to develop Web services: Java, C#, VB.NET, C, and C++. Java, C#, and VB.NET rely on managed code frameworks to provide many of the support functions necessary to implement Web services. C and C++ can provide performance improvements over their managed code counterparts and may be the only option when Web service-enabling a legacy application. Regardless of what language is being used, the use of secure software development techniques is essential to prevent a number of vulnerabilities from being introduced into the Web service. To minimize the number vulnerabilities in a Web service, testing tools and techniques can be used to perform penetration testing, functionality testing, source code review, and other tests. Through the use of WS-I compliant toolkits, secure software development practices, and security testing, it is possible to implement secure Web services that will withstand a wide variety of attacks.



## Appendix A—Secure Development Scenarios

Four scenarios are provided in this appendix to help illustrate how technologies that Web services security standards and protocols are likely to be used in different operational environments. These scenarios are only used to illustrate different ways to securely implement Web services and they are not comprehensive. The four scenarios are:

- + Financial Institution Developing a Web Service
- + Healthcare Emergency Responders Orchestration of Web Services on Different Platforms
- + Web Services Enabling of Legacy Civil Agency System
- + Using Web Services Security Appliances to “Security Enable” Insecure Web Services

The Web services security properties used in the scenarios are defined below.

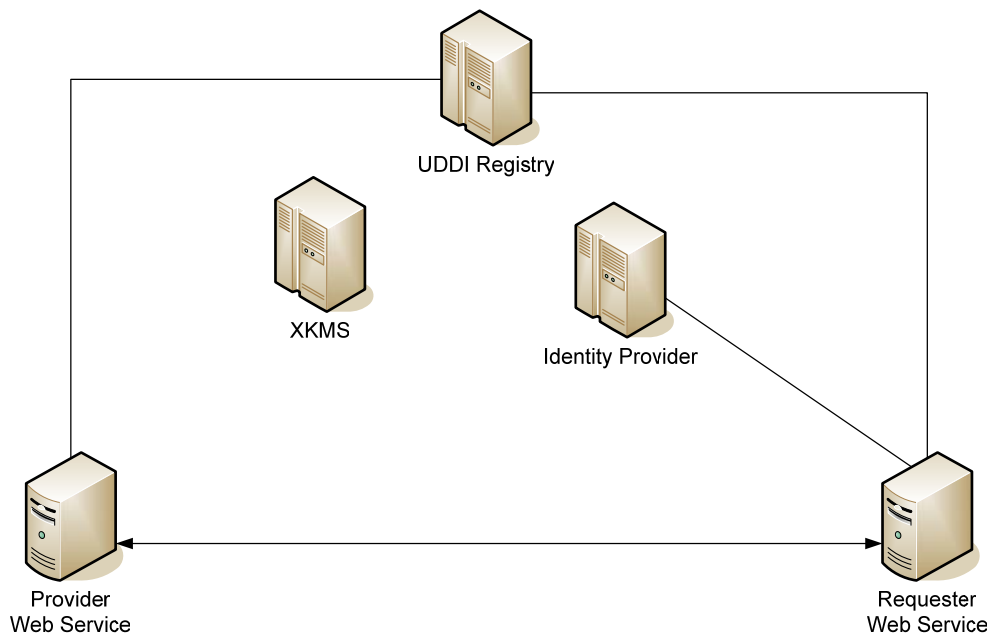
- + **Confidentiality:** Encryption must be used to prevent sensitive data from being revealed.
- + **Privacy:** Encryption must be used to prevent external entities from eavesdropping on transactions performed.
- + **Integrity:** All communication must use a hashing mechanism to ensure that data was not manipulated in transit. Additionally, digital signatures should be used to ensure that each hash was not manipulated.
- + **Availability:** The information or service should always be accessible by its authorized users (including other Web services).
- + **Privilege:** Proper authorization techniques should be used to ensure that only authorized users can access various services and that those users have authorization to access resources—such as accounts.
- + **Non-repudiation:** All communications must be digitally signed so that entities can not refute their actions.
- + **Accountability:** A logging mechanism should be used to ensure that all entities involved in a transaction can be audited in case of a dispute or malicious attack.

The integrity of Web services and the information they handle is deemed important in all sectors. Sectors that rely on Web services to handle sensitive information are more likely to be concerned about confidentiality or privacy (a specific case of confidentiality) of that information than those using Web services to provide public-access information. Similarly, sectors that are using Web services as the means to generate or update sensitive information are more likely to be concerned about the accountability and non-repudiation of data writing transactions than those used only to make existing data read-accessible to users. Availability will be of particular concern to those sectors using Web services to perform critical functions, such as emergency first response. Availability is not noted as a priority for sectors for which some amount of off-line time can be tolerated, as it will not have a major impact on business.

### A.1 Scenario 1: Financial Institution Developing a Web Service

In this scenario, a financial institution is developing a business-to-business (B2B) Web service that will allow batch- or real-time processing transactions to be sent from third parties, such as customers or

business partners. By opening these services to the Internet, the costs for performing transactions can be reduced, increasing efficiencies and thus increasing revenue for all parties in the value chain.

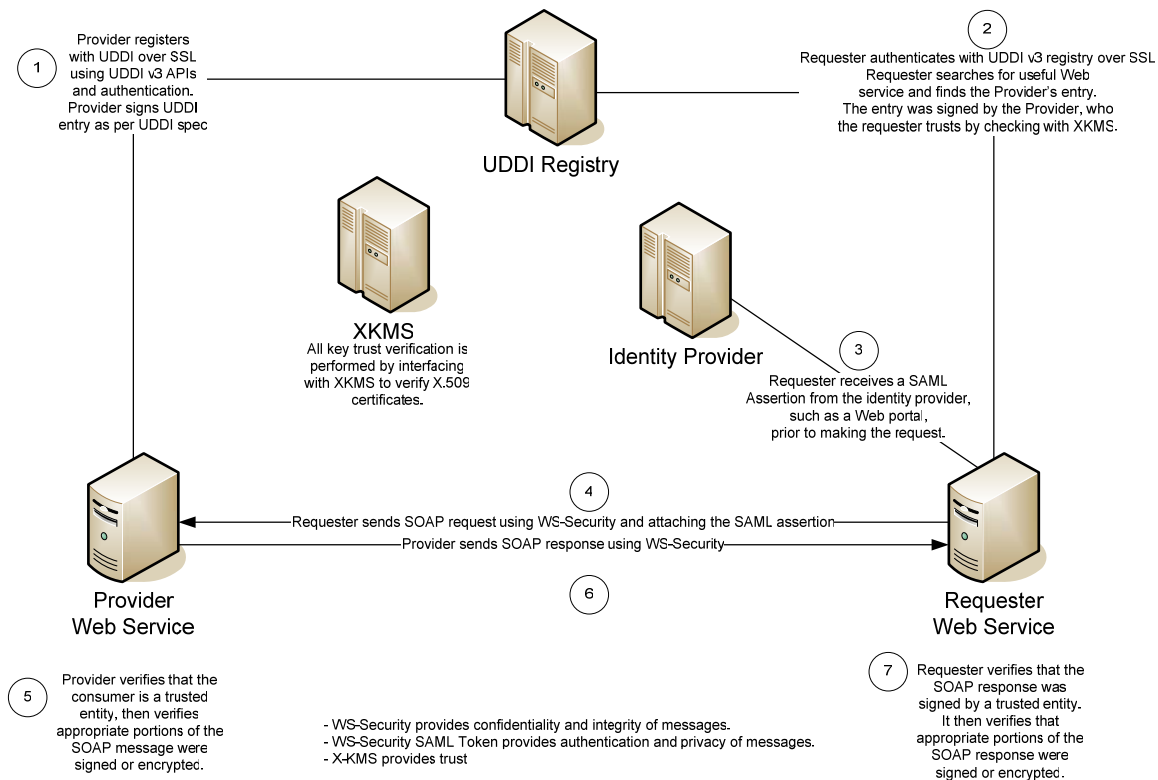


**Figure A-1. Architectural Illustration of Scenario 1**

Figure A-1 illustrates the architectural implementation of security on this Web service. To allow remote requesters to access the Web service, a UDDI registry and identity provider are accessible to external requesters. Consumers use the UDDI registry to access the Web service’s WSDL document along with its URI so that they may directly access it, providing a secure mechanism to allow remote requesters to dynamically bind to any of the Web services provided by this financial institution. Additionally, the requester Web service accesses the financial institution’s identity provider, providing a single authentication point for the financial institution’s SOA. The provided SAML assertion will be used by individual Web services to perform authorization prior to allowing the requester access.

**A.1.1 Technical Discussion**

For the financial services industry, privacy, integrity, access control, non-repudiation, and accountability are required of all transactions. These security properties lend themselves to various security requirements that must be met by any Web service developed or deployed for use by the financial services industry.



**Figure A-2. Security Architecture Diagram of Scenario 1**

Figure A-2 illustrates the security architecture of the financial institution's Web service. The following steps demonstrate how Web services technologies can be used to enable secure communication:

1. The provider Web service is registered with a UDDI v3 registry via the Publish API. The UDDI entries are signed using the XML Signature specification so that remote entities can be assured of the registries integrity.
  - + Privacy: access to the UDDI v3 registry can require SSL/TLS.
  - + Integrity and non-repudiation are provided through the XML Signature.
  - + Privilege: access to the UDDI v3 registry is limited to authorized external entities.
  - + Accountability is provided by the UDDI registry's logging mechanism.
2. The requester Web service authenticates to the UDDI v3 registry over SSL/TLS to access WSDL document and URI of the target Web service.
  - + Privacy: all data is transmitted over SSL/TLS.
  - + Integrity: non-repudiation is provided through the XML Signature and the client's SSL/TLS access.
  - + Privilege: only authorized clients are granted access to the registry.
  - + Accountability: provided by the UDDI registry's logging mechanism.

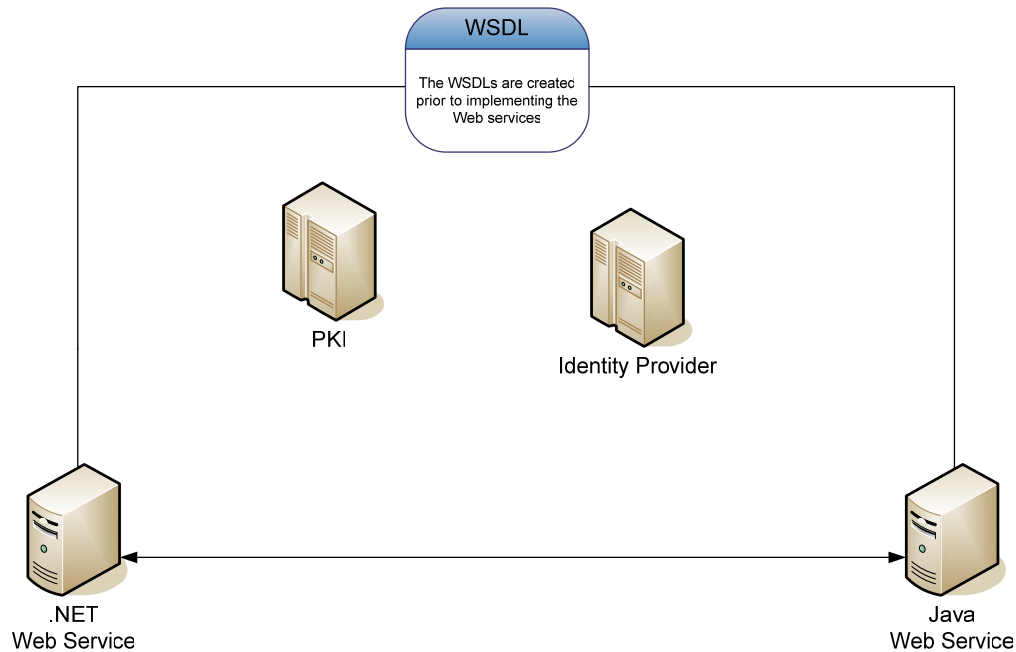
3. The requester authenticates with the identity provider and receives a SAML Assertion.
  - + Privacy: all data is transmitted over SSL/TLS.
  - + Integrity and non-repudiation: all communication is performed over SSL/TLS and the SAML Assertion is digitally signed by the identity provider.
  - + Privilege: only authorized external entities are granted SAML Assertions.
  - + Non-repudiation and accountability are provided by the identity provider's logging mechanism.
4. The requester sends a SOAP request using WS-Security and its SAML Token Profile.
  - + Privacy is provided by WS-Security's encryption functionality. Those portions of the SOAP message that must remain private are encrypted.
  - + Integrity is provided by WS-Security's digital signature functionality. Those portions of the SOAP message that require integrity are digitally signed.
  - + Privilege, non-repudiation and accountability are not provided to data in transit.
5. The provider Web service verifies that the requester is a trusted entity.
  - + Privacy and integrity are provided by WS-Security.
  - + Privilege is provided by the SAML Assertion. Because the SAML Assertion has been digitally signed by the identity provider, its integrity is assured. The provider Web service uses the information within the SAML Assertion to determine whether the requester is authorized to use its functionality. If further information is needed, the SAML protocol can be used to retrieve additional attributes from the identity provider.
  - + Non-repudiation and accountability are provided both by WS-Security's digital signature functionality and by the provider Web service's logging mechanism.
6. The provider Web service sends a SOAP response using WS-Security.
  - + Privacy and integrity are provided by WS-Security.
  - + Privilege, non-repudiation and accountability are not provided to data in transit.
7. The requester verifies the SOAP response.
  - + Privacy and integrity are provided by WS-Security.
  - + Privilege is provided by verifying the provider Web service's X.509 certificate against XKMS to ensure the request has not been received from an alternate source.
  - + Non-repudiation and accountability are provided by the requester's logging mechanism.

## **A.2 Scenario 2: Emergency Responders and Heterogeneous Web Services**

In this scenario, health care providers are tasked with utilizing Web services developed on the Java EE platform to exchange critical information with a hospital's Web services implemented on the .NET



platform. By binding the providers' own Web services to those of a hospital, they will have more information readily accessible.

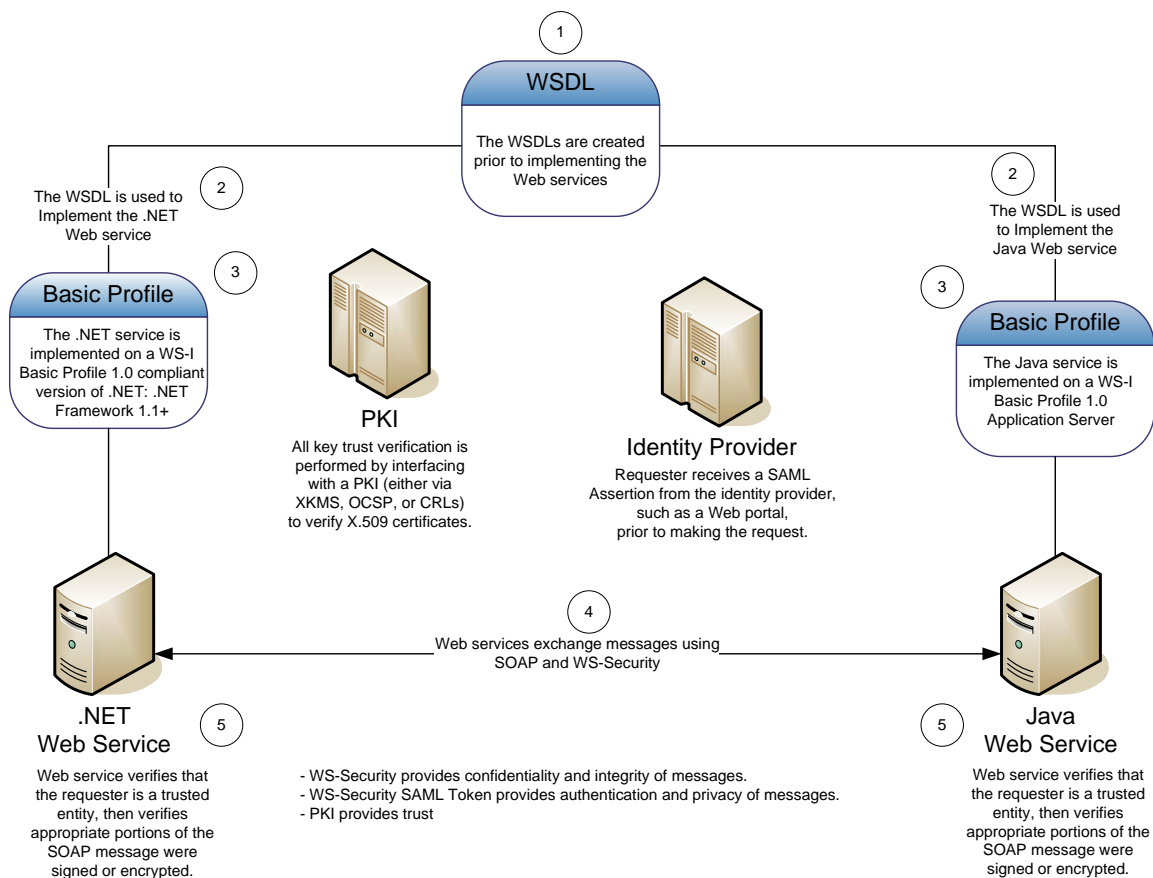


**Figure A-3. Architectural Illustration of Scenario 2**

Figure A-3 illustrates the architectural implementation of these Web services. To allow remote requesters to access either Web service, a WSDL document is provided that both the provider and requester Web services will adhere to regardless of platform. This WSDL document may be provided through a secure UDDI v3 registry or through out-of-band means. Scenario 1 provides details on how UDDI can be used to securely disseminate WSDL documents. Additionally, the requester Web services use an identity provider prior to accessing provider Web services. The identity providers map proprietary organization-specific authentication credentials to more generic XML-based credentials that can be shared by Web services of both organizations. The provided SAML assertion can be used by individual Web services to perform authorization of requesters prior to granting access.

### **A.2.1 Technical Discussion**

For the healthcare providers, privacy, integrity, and privilege are required of all transactions. These security properties lend themselves to various security requirements that must be met by any developed or deployed Web services.



**Figure A-4. Security Architecture Diagram of Scenario 2**

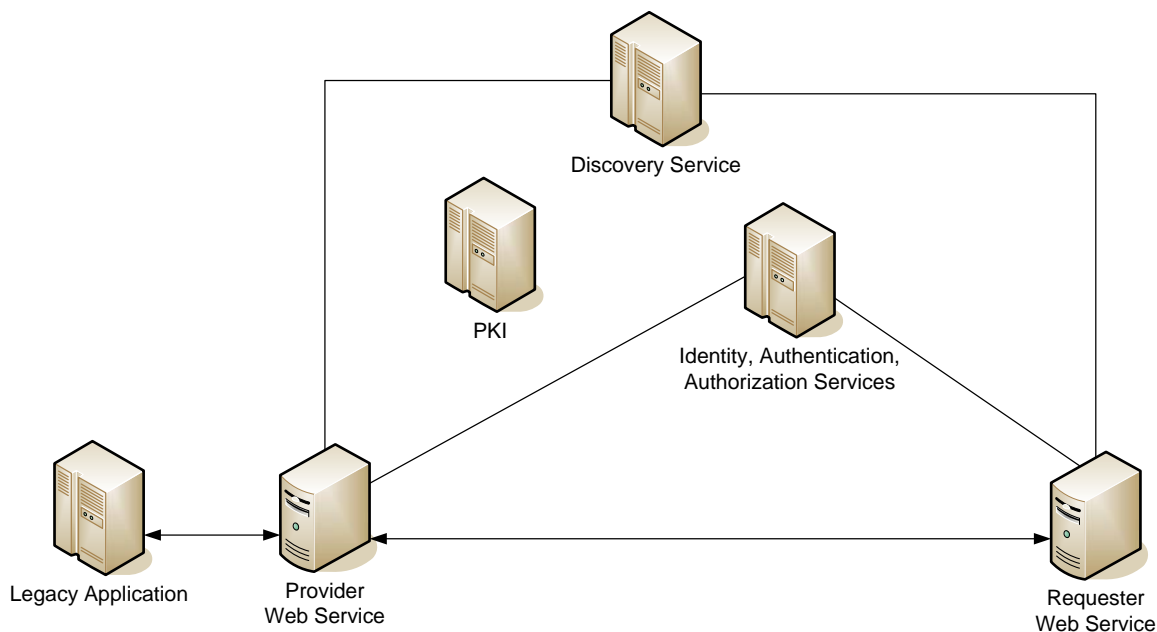
Figure A-4 illustrates the security architecture of the healthcare provider Web services. The following steps illustrate how Web services technologies can be used to enable secure communication between these heterogeneous Web services:

1. The WSDL documents are created before implementing the Web services. Many Web service development environments provide tools to automatically generate a WSDL document from portions of an application that will be exposed as a Web service. While these tools greatly simplify the development of a Web service, they are highly dependent on the development platform and sometimes result in a Web service that is not fully interoperable. In contrast, many Web service development platforms provide a tool that generates stub code from a WSDL document. By developing the WSDL document independently of the Web service implementation, a number of Web service interoperability concerns can be avoided.
  - + Privacy and privilege: access to the WSDL is restricted by a secure distribution mechanism, such as a UDDI v3 registry.
  - + Integrity is provided through an XML Signature for the WSDL document.
2. The WSDL document is used to implement the Java and .NET Web services. While these Web services will have different implementations, they will both follow the platform- and implementation-independent WSDL document generated in step 1.

- + Privacy and privilege: access to the WSDL is restricted by a secure distribution mechanism, such as a UDDI v3 registry.
  - + Integrity is provided through an XML Signature for the WSDL document.
3. The Java service is implemented on a WS-I Basic Profile 1.0 Application Server. The .NET service is implemented on a WS-I Basic Profile 1.0 platform, such as the v1.1 or later version of the .NET Framework. After development or acquisition has been completed, the Basic Profile 1.0 test suite, available from the WS-Interoperability organization's Web site, can be used to ensure that the Web services are Basic Profile 1.0-compliant.
    - + Privacy, integrity, and privilege are provided by using appropriate software development techniques and configuration management. If a 3rd party developer or COTS software is used, the developer should be consulted as to whether these security requirements were met.
  4. Web services exchange messages using SOAP and WS-Security. By using identity providers, Web services from either organization can provide a SAML assertion in the WS-Security header to aid in authentication and authorization of the Web services. Because there are some ambiguities in the WS-Security specification, WS-I is developing the Basic Security Profile, which details how platforms should implement interoperable security mechanisms. In the meantime, thorough testing can ensure that the Web services will be able to adequately exchange WS-Security messages and tokens.
    - + Privacy is provided by WS-Security's encryption functionality. Those portions of the SOAP message that must remain private are encrypted.
    - + Integrity is provided by WS-Security's digital signature functionality. Those portions of the SOAP message that require integrity are digitally signed.
    - + Privilege is not provided to data in transit.
  5. The Web services verify that the requester is a trusted entity and then performs the requested operations.
    - + Privacy and integrity are provided by WS-Security.
    - + Privilege is provided by the SAML Assertion. Integrity is assured by the identity provider digitally signing the SAML Assertion. The provider Web service uses the information within the SAML Assertion to determine whether the requester is authorized to use its functionality. If further information is needed, the SAML protocol can be used to retrieve additional attributes from the identity provider.

### **A.3 Scenario 3: Enabling a Federal Agency System to Use Web Services**

In this scenario, a civilian agency's legacy system needs to be Web service-enabled so that its functionality can be offered across the entire Global Information Grid (GIG). The GIG is a Service-Oriented Enterprise developed by the Department of Defense (DoD) where various core services are provided by the Net-Centric Enterprise Services such as authentication, authorization, discovery, and logging. It is intended to be accessible throughout the Federal Government to enable information sharing between agencies, the defense, and intelligence communities. Through the use of NCES, a secure Web service interface can be developed, increasing the speed at which information can be shared and processed.

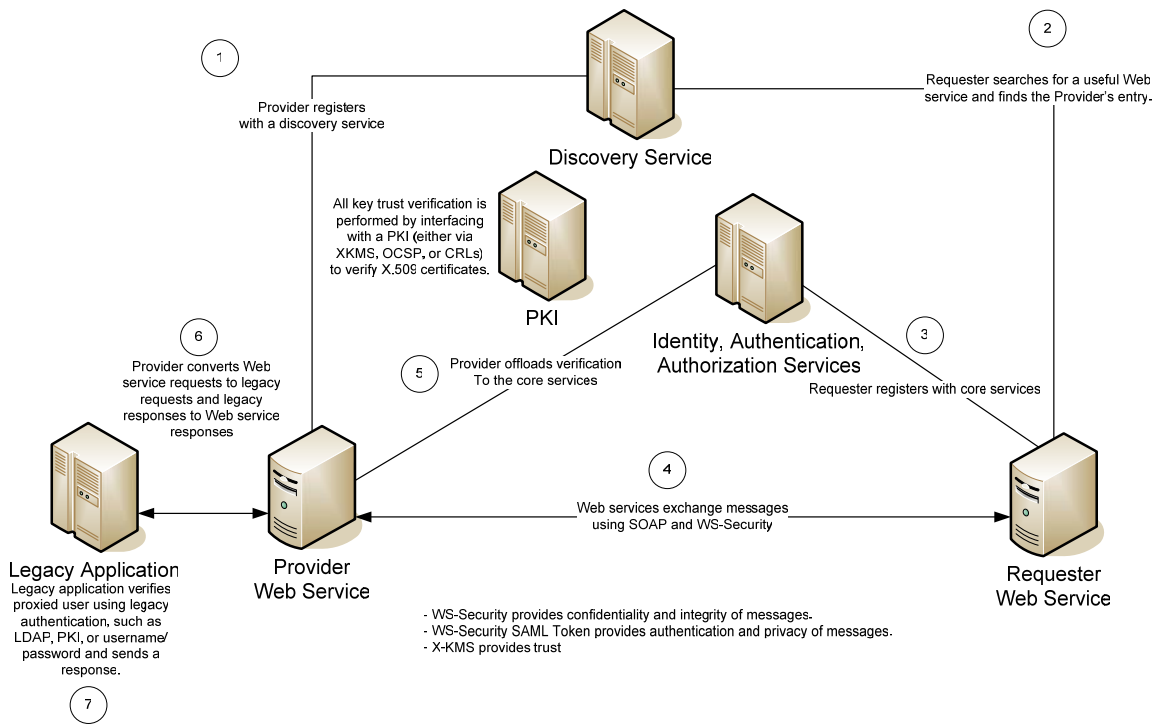


**Figure A-5. Architectural Illustration of Scenario 3**

Figure A-5 illustrates the architectural implementation of these Web services. To allow remote requesters to access the legacy system, a discovery service and identity, authentication, and authorization services are provided as core services that will allow the provider to offload some security functionality to the core services. The provider Web service registers with the discovery service, a secure mechanism for storing the URI and WSDL document of the provider. GIG services can then use the discovery service to locate the legacy system and dynamically bind to the legacy system's Web service interface. Through the identity, authentication, and authorization services, appropriate credentials will be sent from the requester to the provider and the provider can offload authorization decisions to some of the core services, simplifying the design of the provider service.

### A.3.1 Technical Discussion

For GIG services, confidentiality, integrity, availability, and privilege are required of all transactions. These security properties lend themselves to various security requirements that must be met by any Web service developed or deployed.



**Figure A-6. Security Architecture Diagram of Scenario 3**

Figure A-6 illustrates the security architecture of the defense Web service. The following steps demonstrate how Web services technologies can be used to enable secure communication:

- The legacy system's Web service is registered with the discovery service.
  - + Confidentiality is protected due to the discovery service providing a secure distribution mechanism and strictly enforcing releasability controls.
  - + Integrity is protected as a result of the discovery service providing a secure integrity mechanism, likely in the form of digital signatures.
  - + Availability: core services are designed and deployed to maximize availability.
  - + Privilege: discovery service is fully integrated with the identification, authentication, and authorization services.
  - + Accountability is provided through digital signatures and a logging core service.
- The requester Web service searches the discovery service for the provider's information.
  - + Confidentiality: the discovery service provides a secure distribution mechanism and releasability controls are strictly enforced.
  - + Integrity: the discovery service provides a secure integrity mechanism, likely in the form of digital signatures.
  - + Availability: core services are designed and deployed to maximize availability.

- + Privilege: the discovery service is fully integrated with the identification, authentication, and authorization services.
  - + Accountability is provided through digital signatures and a logging core service.
3. The requester Web service registers with the identity and authentication core services and receives a security token to submit with WS-Security messages.
- + Confidentiality and integrity: access to these core services is done by encrypting and signing messages.
  - + Availability: core services are designed and deployed to maximize availability.
  - + Privilege: only valid Web services will receive security tokens.
  - + Accountability is provided through digital signatures and a logging service.
4. Web services exchange messages using SOAP and WS-Security. The security token is passed in the WS-Security header.
- + Confidentiality is protected by the WS-Security encryption mechanism, SSL, or a VPN.
  - + Integrity is protected by the WS-Security digital signature mechanism, SSL, or a VPN.
  - + Availability is protected by the network's routing mechanisms.
  - + Privilege is not provided to data in transit.
  - + Accountability can be provided through a logging service that records SOAP messages as they are transmitted and received.
5. The Web service offloads verification of the requester to the core services.
- + Confidentiality and integrity: access to these core services is done by encrypting and signing messages.
  - + Availability: core services are designed and deployed to maximize availability.
  - + Privilege: only valid Web services will receive security tokens and the core service will only verify an authorized service.
  - + Accountability is provided through digital signatures and a logging service.
6. Provider converts Web service requests to legacy requests and converts legacy responses to Web service responses.
- + Confidentiality and integrity: access to the legacy application is done in a controlled environment.
  - + Availability may not be protected as the legacy application may support only a certain number of requests at a time.
  - + Privilege: the provider uses the legacy identification, authentication and authorization mechanisms—allowing the legacy system to verify the provider.

- + Accountability is provided through digital signatures and a logging service on the provider. Logging on the legacy system is not configured to use the logging core service.

#### A.4 Scenario 4: XML Gateways to “Security Enable” Civil Agency Web Services

In this scenario, a Civilian Agency information service portal is being developed that will provide access to a number of Web services. These Web services were developed before the introduction of the OASIS security standards and as such were developed to run on the agency’s internal network. The portal under development accesses—as a requester service—the formally internal agency Web services. To facilitate secure information sharing, security appliances will be used in the form of XML gateways. Thus legacy Web services will be made accessible to the public.

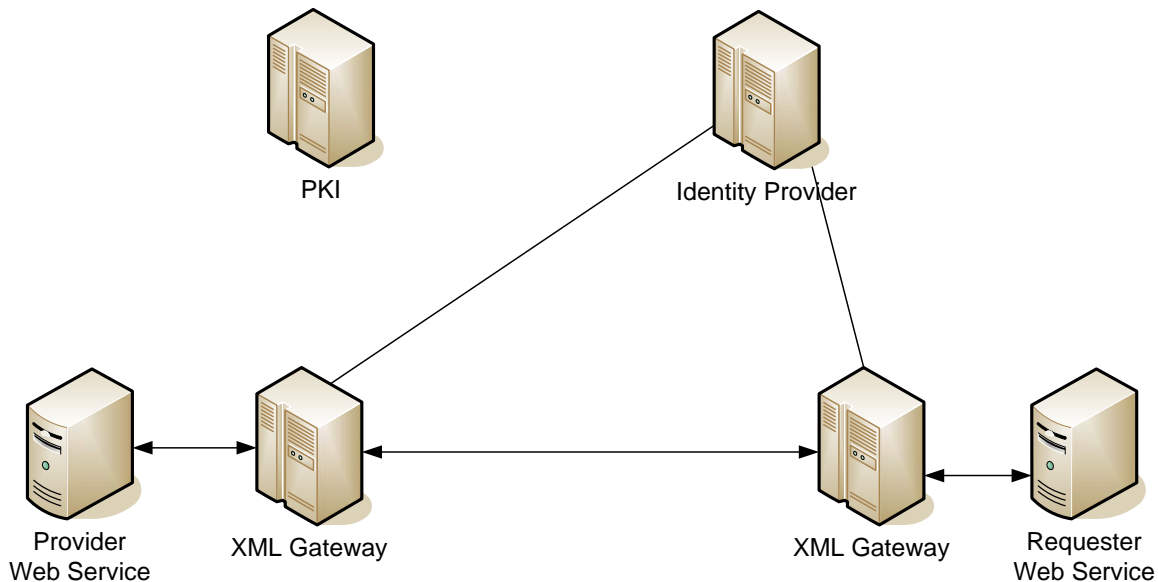


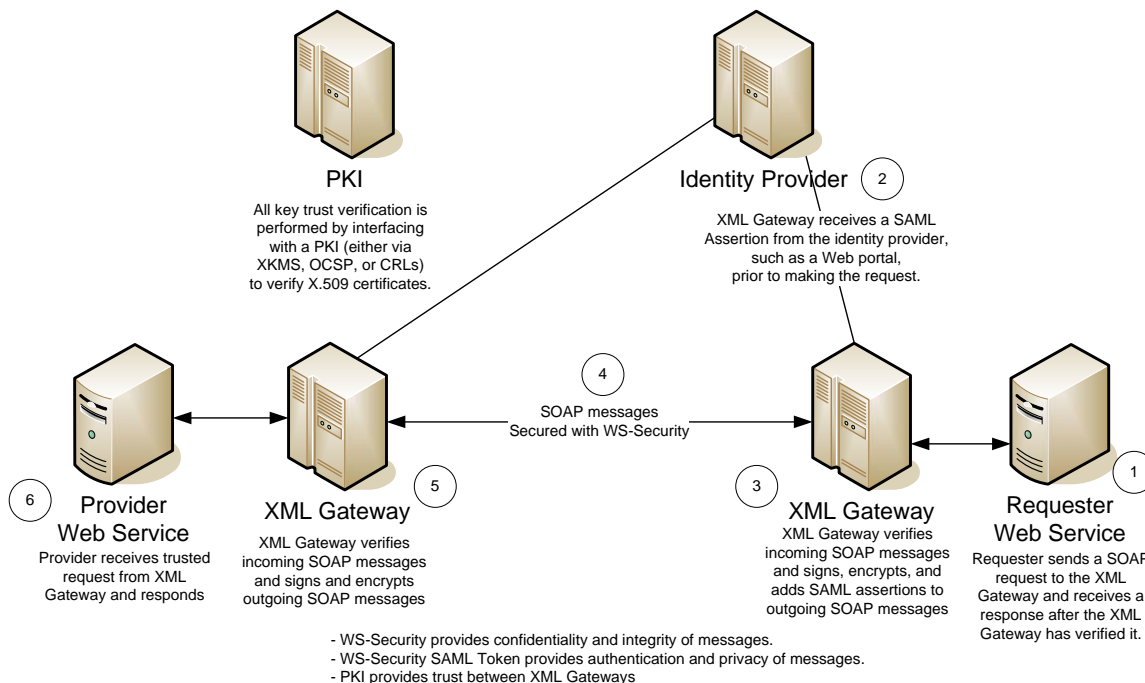
Figure A-7. Architectural Illustration of Scenario 4

Figure A-7 illustrates the architectural implementation of these Web services. To allow requesters from outside entities, such as a portal, all requests to or from Web services must pass through XML gateways so that the appropriate security mechanisms can be applied to Web services traffic. Both the provider and requester Web services sit behind XML gateways such that it can only communicate with the XML gateway. The URI of the provider is replaced with that of its XML gateway while the URI of the requester is replaced with that of its XML gateway. When a remote, secure Web service attempts to use the provider, it will dynamically bind to the XML gateway instead. The XML gateways act as a proxy to the outside world, converting secure messages into insecure messages understood by the requester and provider. Most XML gateways are highly configurable, using eXtensible Stylesheet Language Transformations (XSLT) to convert messages from one format to another and scripting languages to allow administrators to specify when to contact an identity server and when to apply WS-Security encryption and digital signatures.

##### A.4.1 Technical Discussion

For this system, the primary security requirement is integrity. The same mechanism that provides integrity—WS-Security—can also be configured to provide confidentiality, privacy, and non-repudiation of messages passed between Web services. Most XML gateways also support authentication via WS-

Security tokens, providing privacy through SAML attribute assertions and privilege via an XACML policy.



**Figure A-8. Security Architecture Diagram of Scenario 4**

Figure A-8 illustrates the security architecture of the Civilian Agency’s Web service. The following steps demonstrate how Web services technologies can be used to enable secure communication:

1. The requester sends a SOAP request to the XML gateway with a URI that indicates the XML gateway should forward it to the provider.
  - + Integrity is not protected in this phase as the original requester was not designed with integrity mechanisms. Because a dedicated communication channel exists between the requester and the XML gateway, the integrity mechanisms provided by the network hardware, such as the IP packet checksum and the Ethernet frame cyclic redundancy check, should provide appropriate integrity protections. If SSL or TLS can be supported, it can provide integrity support.
2. The XML gateway receives a SAML Assertion from the identity provider that will be sent as a WS-Security token.
  - + Integrity: access to the identity provider is done over SSL/TLS and the SAML assertion is digitally signed by the identity provider.
3. The requester XML gateway signs, encrypts, and adds the SAML assertion to the SOAP message provided by the requester.
  - + Integrity is protected by the WS-Security digital signature mechanism.
4. The SOAP message is sent to the provider’s URI, which points to the provider’s XML gateway.



- + Integrity is protected by the WS-Security digital signature mechanism.
5. The provider XML gateway receives the SOAP message and verifies the SAML assertion by querying the identity provider. The XML gateway then forwards the insecure version of the SOAP message to the provider.
    - + Integrity: access to the identity provider uses SSL/TLS and the SAML assertion is digitally signed by the identity provider.
  6. The provider receives the request from the XML gateway and sends a response.
    - + Integrity is not protected in this phase as the original provider was not designed with integrity mechanisms. Because a dedicated communication channel exists between the provider and the XML gateway, the integrity mechanisms provided by the network hardware, such as the IP packet checksum and the Ethernet frame cyclic redundancy check, should provide appropriate integrity protections. If SSL or TLS can be supported, it can provide integrity support.

## **A.5 Conclusions**

Some of the security requirements can be met with standards-based technologies. WS-Security and SSL/TLS can provide confidentiality, integrity, and authentication for communications between Web services. Privacy, access control, non-repudiation, and accountability, however, cannot be wholly provided using existing standards-based technologies.

**This page has been left blank intentionally.**

## Appendix B—Common Attacks Against Web Services and Web Applications

The following are common attacks targeting vulnerabilities commonly found in Web services. With exceptions noted in brackets, both Web services and Web applications are subject to these attacks.

### B.1 Reconnaissance Attacks

Reconnaissance attacks have the objective of collecting information about an application and its execution environment to better target other types of attacks at that application. There are no standards for preventing reconnaissance attacks. UDDI v3.0.2 provides some protection against reconnaissance attacks by requiring identification, authentication and authorization of entities prior to granting access to the registry. Other discovery standards, such as WSDL, can be accessed by any entity and the information may be used in reconnaissance attacks. It is important to ensure that only authorized entities can gain access to discovery information, to Web service interfaces, and to Web service messages in transit.

#### B.1.1 Dictionary Attack

Many systems have weak password protection and Web service interfaces are no different. Unlike Web portals, XML Web service interfaces are heterogeneous in nature with each system having its own authentication system and methods for deterring undesired behavior. Dictionary attacks are common where an attacker may either manually or programmatically attempt common passwords to gain entry into a system or multiple systems. Administrators should ensure that passwords are difficult to guess and are changed often. Unlike standard user credentials, application credentials are determined by the administrator. Password strengthening rules that are desirable for users should also apply to administrators of Web service interfaces.

The use of code templates and comments in XML and XHTML code, or even the form of URLs or URIs used in the Web service, can provide information about the backend systems or the development environment of the Web application. Specifically, the use of template code can prove to be dangerous. This code can be obtained from many sources, and can contain bugs that are easily identified in the source code. This information can be used to exploit a specific vulnerability or narrow the focus of vulnerability scans performed on the system.

#### B.1.2 Forceful Browsing Attack

Forceful browsing attacks attempt to detect Web services that are not explicitly publicized. An example of forceful browsing is an intruder making repeated requests to the Web service with the URL patterns of typical Web application components such as CGI programs. Depending on error messages received, this technique can be used to gain information about the unpublicized Web service.

#### B.1.3 Directory Traversal Attack

A directory traversal attack is closely related to a forceful browsing attack. Directory traversal occurs when an attacker tries to access restricted files used by a Web service. Usually, the requested files reside outside of the Web service host's normal file system directory, but they can also include resources within the service's host server that are restricted from being accessed by the attacker. Directory traversal attacks against Web services can be used to access the host server's password files, or to access executables on the server to execute arbitrary commands. An example of directory traversal against a Web service is an attacker sending repeated SOAP requests for common or undisclosed methods.

### B.1.4 WSDL Scanning

This type of attack is comparable to a directory traversal attack against a Web application. Web Services Definition Language (WSDL) is an advertising mechanism for Web services to dynamically describe the parameters used when connecting with specific methods. These files are often built automatically using utilities. These utilities, however, are designed to expose and describe all of the information available in a method. A knowledgeable attacker may be able to locate Web services that have been removed from the pregenerated WSDL and subsequently access them.

### B.1.5 Sniffing

Sniffing, or eavesdropping, is the act of monitoring network traffic exchanged between Web services to capture sensitive plaintext data such as unencrypted passwords and security configuration information transmitted in SOAP, UDDI, WSDL, and other such messages. With a simple packet sniffer, an attacker can easily read all plaintext traffic. Also, attackers can crack packets encrypted by lightweight algorithms and decipher the payload that the Web service developer considers to be secure. The sniffing of packets requires inserting a packet sniffer into the path between the service-to-service (or portal-to-service) traffic flow.

## B.2 Privilege Escalation Attempts

The objective of privilege escalation attempts is to enable the attacker to change the privilege level of a process, thereby taking control of that now-compromised process to bypass security controls that would otherwise limit the attacker's access to the Web service's functionality, data, resources, and environment. Web services are often configured to run with specific group or user permissions unrelated to those of the end user (human or requester service) responsible for causing the service's execution (e.g., "anonymous" or "nobody" permissions). Such Web services, if they also suffer from buffer overflows or race conditions, can be used to increase the permissions grabbed by the attacker, escalate the attacker's ability to cause damage to the Web service, its data, resources, or environment.

Attackers can perform privilege escalation by taking advantage of defects in the implementation, design, or configuration of Web services. Any standard developed to prevent privilege escalation attempts would remain susceptible to implementation, design, or configuration defects.

### B.2.1 Format String Attacks

Format string vulnerabilities are caused by programmer errors. For example, a C programmer may mean to type:

```
printf(buf, "%s", str);
```

but instead types:

```
printf(buf, str);
```

When the C code is compiled, it executes exactly as the programmer expected. Because the programmer left out the format string ("%s"), *printf* will interpret the string *str* to be the format string. This defect can be exploited by the attacker to compromise the program.

To exploit a format string vulnerability, the attacker sends unexpected inputs to the program in the form of strings specifically crafted to cause a privileged program to enable privilege escalation by a normal user. The format string vulnerability can then trick the privileged program into allowing arbitrary data to

be written to the stack, thus enabling the attacker to take control of the program and the host on which it runs.

## B.2.2 Exploiting Unprotected Administrator Interfaces

Many Web services have administrative interfaces that contain vulnerabilities. Typical vulnerabilities in local and remote administration interfaces include:

- + **Incorrectly configured access control security levels:** If the access controls on the administration interface are set too low (e.g., equal to user-level access), an attacker who manages to gain less-than-administrator privileges may be able to access and exploit the administration interface.
- + **Incorrectly configured SSL security levels:** If the SSL is configured incorrectly, it may not achieve cryptographic separation of administrator sessions/tunnels from user sessions/tunnels. In addition, incorrectly configured SSL may not perform client or server authentication as expected allowing for man-in-the-middle attacks.
- + **Authentication of administrators:** When using HTTP Basic Authentication or HTML Form authentication without SSL, the administrator's password is transmitted between his/her client and the Web service host in unencrypted form. If intercepted, the attacker gains access not just to administrator-accessible data, but also to privileged processes, configuration files, and security files. While the HTTP Digest Authentication does not send the administrator's password in cleartext form, the attacker can simply retransmit the digest to gain access to the service.
- + **Internal, informative application error messages returned to users:** Such messages, if intercepted, can provide important "reconnaissance" information to attackers. To prevent this, all error messages should be logged and redirected via an SSL-encrypted connection to the administrator. In place of the original error message, an uninformative generic error message should be provided to all other users.

## B.3 Attacks on Confidentiality

The objective of a confidentiality attack is to force the targeted application to disclose information that the attacker is not authorized to see, including sensitive information and private information. The XML Encryption, WS-Security, and HTTPS standards provide confidentiality protection for Web services. WS-Security and HTTPS are generally used to protect confidentiality of SOAP messages in transit—leaving data at rest vulnerable to attack. Because most Web service data is stored in the form of XML, using XML Encryption before storing data should provide confidentiality protection while maintaining compatibility. Other forms of data may be encrypted using the Advanced Encryption Standard (AES) defined in FIPS 197 or public key algorithms such as RSA, ElGamal, and ECC depending on the needs of the Web service. Confidentiality attacks can also be aimed at the integrity of the Web service itself or the business process it is part of. To prevent such attacks, Web service designs and configurations should be reviewed by a third party and the developers should practice secure software development techniques.

### B.3.1 Registry Disclosure Attacks

Attackers can use misconfigured registries (LDAP, X.500, etc.) to obtain information about the Web service being attacked. In particular, these registries can contain authentication information that an attacker may be able to use. Attackers can also use UDDI and ebXML registries to obtain information about the Web service being attacked. Important points of information disclosure are the WSDL descriptions in the UDDI or ebXML registry, and the registry's audit logs. Further, these registries can be

compromised or corrupted, which may allow an attacker to gain information about the Web service's host or even gain access to that host.

## **B.4 Attacks on Integrity**

The objective of an integrity attack is to exploit the targeted application to make unauthorized changes to information accessed/handled by the application. Web service standards for protecting the integrity of data include WS-Security, XML Signature. Through cryptography, services can determine whether a particular SOAP message has been tampered with. Other tools and standards, such as FIPS 197, FIPS 186-2, and HTTPS, provide similar functionality for non XML content. Due to Web services' reliance on XML, integrity attacks are not limited to altering messages in transit or data in storage. Integrity attacks can be aimed at the integrity of the Web service itself or the business process it is part of. To prevent such attacks, Web service designs and configurations should be reviewed by a third party and the developers should practice secure software development techniques.

### **B.4.1 Parameter Tampering**

In a Web service, arbitrary data can be passed as parameters to Web service methods. These parameters may have been thought to be immutable within the Web service. If sufficient verification mechanisms are not in place, this leads to possible attacks. An example of a verification mechanism is the establishment of constraints on type and format in the WSDL file, then verifying that the correct type and format was received by the Web service.

### **B.4.2 Coercive Parsing**

XML is a standard file format for many applications. The basic premise of a coercive parsing attack is to overload the XML parser. Legitimate but large XML files will cause the XML parser to treat them as valid, but a denial of service will occur while processing the XML file, as a sufficiently large XML file will consume all of the system's resources.

### **B.4.3 Schema Poisoning**

XML Schemas provide formatting instructions for parsers when interpreting XML documents. Schemas are used for all of the major XML standard grammars coming out of OASIS. Because these schemas describe necessary preprocessing instructions, they are susceptible to poisoning. An attacker may attempt to compromise the schema in its stored location and replace it with a similar but modified one that will either cause valid XML documents to be rejected, or cause invalid or malicious XML documents to be accepted by the application.

### **B.4.4 Spoofing of UDDI/ebXML Messages**

Dense groups of UDDI or ebXML garbage data can obscure query results related to specific provider Web services. "Garbage" data within UDDI is defined to be useless data either intentionally or carelessly added by users via the publish API defined in the Programmers API Specification. This garbage, if permitted to collect at too great a rate, can shut down one or more UDDI operators. For example, a vast amount of data could be added to UDDI as a form of a denial of service attack upon the registry. In addition, a critical mass of data may appear to be related to the "Net-Centric Service Program" but in actuality is not related, and thus could fool legitimate users into believing that certain query results come from the Net-Centric Service Program when, in fact, those results come from a different, possibly illegitimate source.

Another possible target of attack will be the UDDI or ebXML registry used for discovery of Web services. This registry is a directory (comparable to an LDAP or X.500 directory) or database, and is vulnerable to the same types of attacks as other directories and databases, particularly in terms of integrity and availability. It is possible to conceive of a cross-site scripting attack in which a Web service's entry in a UDDI or ebXML registry is compromised to direct the unsuspecting user to a bogus Web service (i.e., spoofing).

#### **B.4.5 Checksum Spoofing**

The attacker intercepts and updates a message with a hash attached as an integrity mechanism, recomputes the hash (guessing the algorithm that was used to compute the original hash) and applies it to the altered message, then forwards that message to the intended destination. The provider Web service processes the message, running the plaintext of the message ("Place 100 orders") through the hashing algorithm to recompute the hash, which will be equal to whatever the attacker computed.

#### **B.4.6 Principal Spoofing**

A message is sent which appears to be from a requester Web service. For example, the attacker sends a message that appears as though it is from a valid requester service. Countermeasures for spoofing require correctly configuring perimeter security. For example, rejecting incoming packets from the Internet that contain an internal ("behind the firewall") IP address in their header, as well as rejecting outgoing packets from when their headers indicate that the packets originated from an external IP address ("outside the firewall").

#### **B.4.7 Routing Detours**

The WS-Routing specification provides a way to direct XML traffic through a complex environment. It operates by allowing an interim way station in an XML path to assign routing instructions to an XML document. If one of these Web services way stations is compromised, it may participate in a man-in-the-middle attack by inserting bogus routing instructions to point a confidential document to a malicious location. From that location, then, it may be possible to forward on the document, after stripping out the malicious instructions, to its original destination.

#### **B.4.8 External Entity Attack**

XML enables a requester Web service to construct an XML document into which data is dynamically inserted at the time of document creation by pointing to the URI of the data store where the needed data resides. If that data store is not established to be trustworthy (i.e., if the requester service fails to authenticate the data store or validate the source of the data), an attacker may be able to reroute the requests for data to an entity he controls to return malicious content instead of valid data. Additionally, the attacker could intercept the XML data returned by the valid but untrusted data store and replace or augment that data with malicious content, which will then be included by the requester Web service in the dynamically constructed XML document.

#### **B.4.9 Canonicalization**

Different forms of input that resolve to the same standard name (the canonical name), is referred to as canonicalization. Web service code is particularly susceptible to a canonicalization attack if it makes security decisions based on the name of a resource that is passed to it as input. Files, pathnames, URLs/URIs, and user names are the most frequently targeted resources vulnerable to canonicalization; in each case there are many different ways to represent the same name. File names are also problematic.

Ideally, the Web service will be designed to reject file names in input. The Web service should require all input names to be converted to their canonical forms prior to being used by the service to make security decisions, such as whether access should be granted or denied to the specified file indicated by the canonical name.

#### **B.4.10 Intelligent Tampering and Impersonation**

This category of attack refers to attacks in which the attacker attempts to spoof a trusted server or service by impersonating or tampering with a legitimate program.

Intelligent tampering refers to scenarios in which the intruder modifies the Web service program or its data in some specific way that allows the service to continue to operate in a way that seems normal, but which actually reflects a subverted state, or uses corrupted data. For example, overwriting the service program's data buffers with data that is in the correct format but has different-than-expected values is an example of intelligent tampering.

Tampering with the Web service software in a random way (e.g. overwriting random bits in the memory) does not constitute an intelligent tampering attack, although it may result in a denial of service as the tampered program or data can cause execution to fail.

An impersonation attack is similar to intelligent tampering in that the attacker seeks to establish a rogue version of the legitimate Web service program. Whereas intelligent tampering usually involves direct modifications to the internal specifics (e.g., code, data) of the program, impersonation attempts to emulate the observable behavior of the program while subverting its internal state.

#### **B.5 Denial of Service Attacks**

Because Web service interfaces are heterogeneous, it takes knowledge about the underlying Web service applications to protect them against DoS attacks. For example, a Web service that provides simple query responses might be able to handle 1,000 requests per second while a financial system made up of a series or collection of services that collaboratively perform complex financial transactions might only be able to handle five (5) requests per hour because of the complexity of the series of calculations involved. While sending ten (10) requests per hour to the query application would not degrade its performance at all, intentionally sending ten requests per hour to a financial system that is known or suspected to be incapable of handling such a load would constitute a DoS attack.

An even more sophisticated DoS attack could be crafted that targeted not just the first provider service in a series, but which would simultaneously send additional requests to the other services in the series/collection via other conduits, thus increasing the load on the collection of services over all while reducing the likelihood of detection, as the increased load on any one service would be lower than an attack targeting only the series'/collection's "entry point" service.

DoS attacks such as that described above would not be detected by a firewall or an Intrusion Detection System (IDS), mainly because these countermeasures do not provide the granularity necessary to control DoS on a per-transaction/operation basis, and also because these countermeasures tend to be either entry-point or per-host specific, and without sophisticated collection, correlation, and analysis tools will not be able to detect DoS attacks specifically launched against *series* of services. Only an understanding of real-world usage can prepare the administrator to compile profile information on each Web service so that countermeasures can be correctly selected and configured to protect each service from DoS attacks.



Two competing standards to support reliable Web service messaging are available. The OASIS WS-Reliability standard was released in November 2004 while the BEA, IBM, Microsoft, and TIBCO WS-ReliableMessaging standard was released in February 2005. Both standards provide a mechanism to guarantee that messages are sent and received in a SOA. What is lacking, however, are standards that define how Web services should react to DoS and how QoS should be handled within a SOA. There are standards for QoS and techniques for handling DoS in lower layer protocols like IP, but SOAP messages can be transmitted in multiple IP packets, requiring standards and techniques specifically for Web services. Increasingly, XML gateways are being used to provide protection against DoS in lieu of standards and widely accepted techniques. XML gateways are also capable of detecting and preventing the XML-based DoS attacks described below.

### **B.5.1 Flooding Attacks**

Flooding attacks most often involve copying valid service requests and resending them to a provider Web service. In a manner resembling a network “ping of death” attack, the attacker can issue repetitive SOAP/XML messages in an attempt to overload the Web service. This type of activity will not be detected as an intrusion because the source IP address will be valid, the network packet behavior will be valid, and the SOAP/XML message will be well-formed. The business behavior will not be legitimate and constitutes an DoS attack.

Techniques for detecting and handling DoS can be applied towards flooding attacks. In some ways, flooding attacks against Web services are easier to detect than those against Web applications, because Web service payload information is more readily available. With the right tools, message traffic patterns indicating possible DoS attacks can be detected even when the same or similar payload is being sent via multiple communications protocols, e.g., HTTP, HTTPS, SMTP, or across different physical or logical interfaces.

### **B.5.2 Recursive Payloads Sent to XML Parsers**

One of the strengths of XML is its ability to nest elements within a document to address the need for complex relationships among elements. XML is valuable for forms that have a form name or purpose that contains many different value elements, such as a purchase order that incorporates shipping and billing addresses as well as various items and quantities ordered. We can intuitively acknowledge the value of nesting elements three or four levels, perhaps more. An attacker can easily create a document that attempts to stress and break an XML parser by creating a document that is 10,000 or 100,000 elements deep.

### **B.5.3 Oversized Payloads Sent to XML Parsers**

XML is verbose by design in its markup of existing data and information, so file size must always be considered. While an enterprise’s programmers and analysts will work to limit the size of a document, there are a number of reasons to have XML documents that are hundreds of megabytes or gigabytes in size. Sometimes this is a function of converting a batch file transfer process into realtime. It may also be anticipated in the multimedia (e.g. digital video) world where gigabyte files are the norm. Or, it could be an attacker again exercising the parser to execute a DoS attack. Parsers based on the DOM model are especially susceptible to this attack given its need to model the entire document in memory prior to parsing. Coercive parsing, discussed above, is an example of sending an oversized payload.

### B.5.4 Schema Poisoning

DoS attacks against the grammar of an XML file easily achieved if the XML schema is compromised. Similarly, such attacks can be used to manipulate data if the data types described in the schema are also compromised, e.g., by changing dates to integers when the Web service is performing arithmetic operations, or by modifying the data encoding to enable obfuscation of data that will eventually reach the XML parser and be reformed into attack code, similar to the way a Unicode attack traverses directories via Web servers.

XML documents need to conform to the protocols and specifications governing their use. It is common for attackers to attempt to manipulate documents contrary to those rules to conduct a DoS attack or compromise external sources. For example, a perfectly formed XML document may be inappropriate and undesirable to a specific Web service if it contains policy violations such as excessive size, inclusion of inappropriate or unexpected values, or data dependencies within the content. WSDL files and schemas may be enumerated or spoofed with similar objectives.

### B.5.5 Buffer Overflow Exploits

Buffer overflow exploits are targeted at Web service components (most often those written in C or C++) that accept data as input and store it in memory (rather than on disk) for later use or manipulation. An overflow of a memory buffer results when the Web service component fails to adequately check the size of the input data to ensure that it is not larger than the memory buffer allocated to receive it, and instead passes the too-large data into the too-small buffer. The result is that the excess data is written into other areas of memory that are not prepared to receive it. Buffer overflows are particularly dangerous when those other areas of memory are allocated to store executable code rather than passive data; for example, a buffer overflow of data onto the Web service program's execution stack.

If the oversized data “payload” input to the Web service component includes embedded spurious commands/malicious code, the buffer overflow may result in a loading of the malicious code into the service's execution stack. The stack will then execute the malicious code instead of the valid Web service code that was displaced from the stack by the buffer overflow. Spurious commands planted in this way are usually designed to grant privileges to the malicious code that exceed the service program's authorized permissions (possibly even granting administrator-level or “root” level permissions), thus granting the attack code—and through it, the attacker—access to data and control of resources and processes that would never have been granted to the displaced service code. Some buffer overflow attacks have a much simpler objective: they are designed to crash the service or suspend its execution, i.e., to achieve a DoS.

There are four basic approaches to defending against buffer overflow vulnerabilities and attacks:

- + **“Safe” programming:** Write all Web service code in languages that automatically perform input validation, such as Java and C#, or if writing in C or C++, ensure that all expected input lengths and formats are explicitly specified, and that all inputs received are validated to ensure that they do not exceed those lengths or violate those formats; error and exception handling should be expressly programmed to reject or truncate any inputs that violate the allowable input lengths/formats;
- + **Memory allocation countermeasures:** By allocating only non-executable storage areas for input buffers, any attack code embedded in oversized inputs will not be inadvertently executed. This approach can be used to stop those buffer overflow attacks that have the objective of executing malicious code, but will not counteract buffer overflow DoS attacks;

- + **Compiler-based countermeasures:** Several leading C and C++ compilers include anti-overflow countermeasures that ensure that source code has array bounds checks performed at compile time on all array accesses. This method completely eliminates the buffer overflow problem by making overflows impossible, but imposes substantial overhead on the compilation process. Other compile-time countermeasures perform integrity checks on code pointers to buffers before dereferencing those pointers. This technique does not make buffer overflows impossible, but it does stop the majority buffer overflow attacks, and makes the attacks that it cannot stop are difficult to achieve. These countermeasures have significant compatibility and performance advantages over compiler array bounds checking.
- + **Library-based countermeasures:** “Safe” libraries that replace, at link time, commonly used but overflow-prone standard C and C++ functions are available, as are filtering/wrapping mechanisms for adding “safe” logic (bounds definition and checking logic) to otherwise overflow-prone functions. Libsafe is the best known example of an anti-overflow library-based countermeasure.

### B.5.6 Race Conditions

Race conditions most often arise when multiple processes simultaneously attempt to access a shared resource (such as a file or variable) and these multiple access attempts have not been anticipated by the developer, i.e., the appropriate controls and checks to avoid such conflicts have not been implemented. Race conditions can be intentionally triggered by an attacker who uses the Web service in a way that causes it to spawn a large number of multiple processes that attempt to access the same file.

In object-oriented programming it is important to verify within the program code that race conditions are minimized; this is done by not sharing common variables among object instances. Instead the developer allocates a unique variable for each object instance. When global variables are used they should be general values that cannot be changed by individual subroutines or functions; instead, the values are passed via references and stored in local variables. For each file access, the program is written to verify that the file is free before opening it, and also includes logic for checking for and handling object-in-use errors. If the Web service accesses a database, it does so using appropriate transaction-oriented code.

### B.5.7 Symlink Attacks

Symbolic links (symlinks) are links on Unix and Linux systems that point from one file to another file. An attacker with no rights to access a certain file can exploit a symlink vulnerability by making a symbolic link from a file to which he/she does have access to a file to which he/she does not have access. The objective of the symlink attack is to trick a Web service program that has access rights to a given file into acting as a *de facto* proxy on the attacker’s behalf by operating on (modifying or deleting) a file on which the program would not otherwise operate. Symlink attacks are often coupled with timing (race condition) attacks. Symlinks do not exist on the Windows systems, so symlink attacks cannot be performed against programs/files on those systems.

### B.5.8 Memory Leak Exploitation

Memory leaks occur when a program dynamically allocates memory space for an object, array, or variable of some other type, but fails to free up the space before the program finishes executing. Repeated over time, memory leaks can cause the program to allocate all available memory (physical memory and paging file space), with the result that all software processes on the allocating program’s host suspend operation until the allocating program releases the memory. Memory leaks can be exploited by attackers by inserting malicious code that is written to hog memory resources and cause DoS.

Memory leaks are most common in programs that allocate arrays and variable data types. It is important to write programs that always deallocate local arrays before terminating execution of subroutines. Global arrays should be deallocated whenever they are not being used. Some widgets, such as DAO (Data Access Object) components and computing grid components, may include memory leaks if their properties are not handled correctly. Memory leaks provide an easy entry point for buffer overflow attacks.

## B.6 Command Injection

In a command injection executable logic is inserted in non-executable text strings submitted to a provider/provider Web service. The main types of command injection are SQL injection targeting Web service-enabled database applications, and XML injection targeting Web services. Common command injection attacks are described below. Command injections are usually the result of a design, implementation, or configuration defect. Most commonly, command injections result in Web services that do not validate input before processing it. Any standard designed to prevent against command injections would be susceptible to the same defects. XML gateways provide some protection against command injection by scanning SOAP messages prior to passing them on to their intended destination. To prevent command injections, Web service designs and configurations should be reviewed by a third party and the developers should practice secure software development techniques.

### B.6.1 Structured Query Language (SQL) Injection

SQL injection is a technique used for manipulating Web services that send SQL queries to a Relational Database Management System (RDBMS) to alter, insert, or delete data in a database. RDBMSs communicate with Web services via service interface application logic that creates a communication channel between the “frontend” Web service and the “backend” RDBMS.

The main vulnerability that enables Web service-enabled RDBMSs to be attacked in this way is the common practice of configuring the backend RDBMS to accept and execute any valid SQL query received from any user (including a Web service “frontend”) that has the necessary access privileges. The attacker coopts the valid authenticated interface from the frontend Web service to the backend RDBMS. Such an attack does require the attacker to have fairly deep knowledge of how the Web service-enabled database application has been implemented.

SQL injection attacks are most effectively prevented by applying thorough application-layer countermeasures, such as Web application firewalls, and better yet, by explicitly designing and implementing the Web service logic added to legacy database applications to resist/reject all input that contains SQL injection attack patterns. Network-level firewalls and intrusion detection systems, and database security controls, have not proved effective in defending against SQL injection attacks.

The main modes of SQL injection are:

- + **Data manipulation:** The attacker intercepts and manipulates the data sent from a Web service to the RDBMS, most often to bypass the RDBMS’s authentication process. For example, the attacker may modify an intercepted SQL statement by adding elements to the *WHERE* clause of the Web service’s authentication statement so the *WHERE* clause always results in *TRUE*, or by extending the SQL statement to include set operators like *UNION*, *INTERSECT*, or *MINUS*. Another method involves manipulating or executing *UPDATE*, *INSERT*, *DELETE*, or *DROP* statements to alter information to exceed the privileges granted to the originating service.
- + **Command execution:** The attacker uses the RDBMS to execute SQL-specific system-level commands; such attacks are either code injection attacks or function call injection attacks.

In a code injection attack, the attacker inserts new SQL statements or database commands into an intercepted SQL statement; for example, to append a Microsoft SQLServer *EXECUTE* command to the intercepted SQL statement. Code injections are most often successful when targeting databases that allow multiple SQL statements to be appended to a single database request. SQL Server and PostgreSQL are both vulnerable to this type of multi-statement attack, and the SQLServer *EXECUTE* statement is the most frequent target of SQL injections. Because there is no corresponding statement in Oracle SQL, nor do Web service-enabled Oracle database applications implemented in PL/SQL or Java database support multiple SQL statements per request, Oracle databases are not subject to this particular attack. PL/SQL- and Java-based Oracle database applications can dynamically execute anonymous PL/SQL blocks, and such blocks *are* vulnerable to code injection.

Unlike code injection attacks, function call SQL injection attacks do not require the attacker to have deep knowledge of the targeted application, and thus can be easily automated. The attacker inserts database functions or customized functions into the intercepted SQL statement to make operating system calls or to manipulate data in the database. A subject of function call injection attacks is SQL injection of buffer overflows. Several commercial and open source databases have been reported to contain buffer overflow vulnerabilities in some of their database functions, which enable over-long SQL inputs to overflow the memory buffers used by those functions. Patches for all known RDBMS vulnerabilities should be downloaded and applied to production databases regularly.

Oracle specifically allows individual functions and packages of functions to be executed as part of a single SQL statement. Oracle supplies over 1,000 default functions in about 175 standard database packages. Some of these functions perform network activities, and are the most easily exploited. Any custom function or function residing in a custom package may also be executed in a SQL statement. Functions executed as part of a SQL *SELECT* statement, however, cannot make changes to the database unless the function is marked as “PRAGMA TRANSACTION”.

None of the standard Oracle functions are executed as autonomous transactions. Functions executed in *INSERT*, *UPDATE*, or *DELETE* statements can be used to modify data in the database. Via standard Oracle functions, an attacker can also route information from the database to a remote computer. Many native Oracle applications leverage database packages, which can be exploited by an attacker. These customized packages may include functions to change passwords or perform other sensitive transactions.

Dynamically generated SQL statements, which are commonly used in Web service-enabled database applications, are particularly vulnerable to function call injection attacks. For example, a dynamic SQL statement used to request a page on a SOA portal could be manipulated to insert other SQL functions in the URL/URI pointing to that portal page, such as functions that retrieve information from the database and sends it to the portal via the database application’s Web service frontend that interfaces with the portal. Because most Oracle database servers are deployed behind a firewall, this form of SQL injection can also be used to attack other hosts and applications on the internal network. As noted earlier, custom functions and functions in custom packages can also be executed in this way.

### **B.6.2 XML Injection**

XML injection can occur when user input is passed directly into an XML document or stream—similar to cross-site scripting or SQL injection. XML injection is often used to manipulate XPath queries to gain access to information in XML content that would otherwise be inaccessible to the attacker. XML injection may also target XQuery queries and XACML messages. Because XQuery is a successor to SQL, XML injections against XQuery can achieve objectives similar to those of SQL injection attacks. XML injections targeting XACML may allow the attacker to gain unauthorized access to other portions of the Web service (or its host) or modify the Web service’s security policies. XML injection may also allow the

attacker to perform the equivalent of a cross-site scripting attack, in which requesters of a valid Web service have their requests transparently rerouted to an attacker-controlled Web service.

## B.7 Malicious Code Attacks

*NOTE: This discussion focuses mainly on malicious code attacks against Web services in deployment. Countermeasures against insertion of malicious code into the Web service in development fall within the realm of good configuration management practices, and are beyond the scope of this SP.*

Malicious code comes in two forms: (1) bytecode, executable code, or runtime-interpretable source code that is embedded, via insertion or modification, within a deployed Web service, or (2) to which Web service requests are redirected instead of the valid service. In both cases, the objective is to replace or augment the service's valid logic with malicious code that intentionally subverts or prevents the service's intended operation.

Table B-1 lists the variety of malicious code attacks that can be perpetrated against Web services. Note, however, that the distinctions between malicious code types are becoming increasingly blurred, making classification of malicious code more complicated.

**Table B-1. Types of Malicious Code Attacks Against Web Services<sup>21</sup>**

Malicious Code Type	Description
Virus	Designed to self-replicate and distribute the copies to other files, programs, or computers. Each virus has an infection mechanism; for example, viruses can insert themselves into host programs or data files. The virus payload contains the code for the virus's objective, which can range from the relatively benign to the extremely malicious. Many viruses also have a trigger—a condition that causes the payload to be executed, which usually involves user interaction.
Worm	Self-replicating programs that are completely self-contained, meaning that they do not require a host program to infect a victim. Worms also are self-propagating; unlike viruses, they can create fully functional copies and execute themselves without user intervention.
Trojan Horse	Named after the wooden horse from Greek mythology, non-replicating programs that appear to be benign but actually have a hidden malicious purpose.
Rabbit	A worm or virus that reproduces itself without restraint to exhaust resources (i.e., to cause a DoS).
Logic Bomb	Malicious logic inserted into a deployed Web service to perform an unwanted action when a specific criterion is met (e.g., at a particular time, or when a triggering action is performed)
Backdoor	A malicious program that listens for commands on a certain port. Most backdoors consist of a client component and a server component. The client resides on the intruder's remote computer, and the server resides on the infected system. When a connection between client and server is established, the remote intruder has some degree of control over the infected computer. At a minimum, most backdoors allow an attacker to perform a certain set of actions on a system, such as transferring files, acquiring passwords, or executing arbitrary commands.
Zombie	A program that is installed on one system to attack other systems.

<sup>21</sup> These definitions are provided in NIST SP 800-83, *Guide to Malware Incident Prevention and Handling*, <http://csrc.nist.gov/publications/nistpubs/800-83/SP800-83.pdf>

Malicious Code Type	Description
Rootkits	A rootkit is a collection of files that is installed on a system to alter the standard functionality of the system in a malicious and stealthy way. Many changes made by a rootkit hide evidence of the rootkit's existence and the changes it has made to the system, making it very difficult to determine that a rootkit is present on a system and identify what the rootkit changed.
Attack Scripts	Malicious programs that exploit known vulnerabilities in commercial or open source Web service hosts, middleware, etc., usually across the network, to carry out an attack. The most commonly encountered variety of attack script is that which exploits known buffer overflow vulnerabilities to "smash the stack."

Malicious code attacks are most often achieved by including executable commands in what is expected to be non-executable input. In some cases, these commands provide pointers (links) to locations at which malicious code resides and from which, as soon as the location is accessed, it will be automatically downloaded to the targeted system. The following sections describe specific malicious code "delivery mechanisms" (attacks).

Tools and technologies to detect when an application has been subverted by malicious code or to prevent malicious code from entering a system are being researched. Such technologies would expand the definition of trust in Web services to include whether a particular entity is malicious. Until that point, malicious code attacks can be prevented by minimizing any other available attack vectors and by thoroughly validating input prior to processing it.

### B.7.1 URL String Attack

Traditional URL string attacks in Web applications involve manipulating name and value pairs in the URL string submitted to a Web server by a client; the objective is to get the Web server to return more information than the client's user is privileged to view. A Web service adaptation of this attack strategy is used to circumvent the rules on SOAP parameters, for example by submitting a UDDI request that contains an integer that falls outside of the range of expected values.

### B.7.2 Parameter Tampering

Web services often use parameters conveyed to them that contain client-specific information, to execute a specific remote operation on behalf of that client. Since instructions on how to use parameters are explicitly described within a WSDL document, malicious users can provide different parameter options to retrieve unauthorized information.

For example, a submission of special characters or unexpected content to the Web service can cause a denial of service condition or inappropriate access to database records. Furthermore, an attacker can embed command line code into a document so that the application that parses the document will create a command shell to execute the command.

The format and data contained in the XML must conform to the schema. If it does not, the document should not be used. The comments on entering in command line code into a document are the same problems that arise with Web Applications and URL spoofing. Running as a special user that only has access to run commands within its own directory and only its directory should protect the underlying application server. This is why applications should never be assigned to a role that has "root" privileges.

### **B.7.3 Cross-Site Scripting**

As noted in a previous section, an attacker may use XML injection to perform the equivalent of a cross-site scripting attack, in which requesters of a valid Web service have their requests transparently rerouted to an attacker-controlled Web service, most often one that performs malicious operations. UDDI references may be compromised through cross-site scripting, resulting in a reference to a malicious program instead of a valid Web service. Potential damages resulting from cross-site scripting attacks include:

- + Exposure of SSL-encrypted connections;
- + Access to restricted Web services or resources via the attacked service;
- + Violation of domain security policies;
- + Rendering Web portal content returned by the attacked service unreadable or difficult to use, defacement of portal pages, addition to portal pages of annoying banners, popup windows, animations, offensive material; insertion on browsers connecting to those pages of spyware, malicious code, etc.; violations of user privacy (e.g., by inserting a Web routine that monitors who accesses a certain portal page, or by embedding malicious FORM tags in data input forms, then modifying the form to trick the user into revealing sensitive information);
- + Causing DoS attacks (e.g., by continuously spawning new processes on the Web service host);
- + Targeting specific vulnerabilities in scripting languages;
- + Causing buffer overflows.

### **B.7.4 Session Hijacking**

Session hijacking, described in the section addressing attacks on confidentiality, can also be used as a vector for injecting malicious code.

### **B.7.5 Malformed Content**

This type of attack attempts to exploit the targeted Web service by discovering backdoors in its host platform. Many attackers attempt to elevate their privilege levels to incur further damage or gain further data from the service. Such attacks include inserting incorrectly formatted or otherwise invalid content into in SOAP messages or their XML payloads destined for a Web service that does not perform input validation or adequate exception handling. Tampering with XML data and SOAP messages in transit can produce malformed content that is transmitted between services.

### **B.7.6 Logic Bombs, Trapdoors, and Backdoors**

A logic bomb is malicious code that is left dormant until the Web service reaches a certain state, at which point the malicious code is executed. A trapdoor or backdoor is malicious code that has the specific objective of enabling the attacker (or the Web service that acts as a proxy service on the attacker's behalf) to bypass the targeted Web service's (or its host's) authentication mechanisms to gain access to sensitive data or resources, without being detected. Logic bombs, trapdoors, and backdoors are usually delivered as Trojan horses via another attack vector such as a virus or worm payload or planted by an attacker who has gained the necessary level of write-access to the Web service host.



Note, however, that most logic bombs, backdoors, and trapdoors are planted by the developer of the Web service that contains them. Unlike external attackers, developers can exploit their deep knowledge of how a particular Web service's host will be configured in deployment, and how its system-, middleware-, and application-level components will interact.

**This page has been left blank intentionally.**

## Appendix C—ebXML

Electronic Business using eXtensible Markup Language (ebXML) was developed in 1999 by United Nations Centre for Trade Facilitation and Electronic Business (UN/CEFACT) and OASIS Like Web Services, ebXML was designed to use existing standards to enable cross-platform and interoperable business-to-business transactions. The goal of ebXML is to succeed the Electronic Data Interchange (EDI), which is a proprietary standard used for much of the business-to-business transactions performed today. ebXML provides an XML vocabulary for: describing business processes, storing business processes in a registry, discovering business processes, developing a collaboration protocol agreement, and a messaging service.

ebXML defines XML Schema for defining business process and information models that can be stored in an ebXML registry. Businesses can then search an ebXML registry and for another business' details and develop, configure, or purchase software to interface with that business' ebXML interfaces and develop a Collaboration Protocol Agreement. Once initialized, all ebXML transactions occur via the ebXML Messaging Service.

The ebXML registry is comparable to a UDDI registry. Both allow businesses to discover one another to dynamically initiate business-to-business transactions. The ebXML registry provides a more structured environment, as it stores rigidly-defined Business Processes and related meta-data along with Collaboration Protocol Profiles. The similarities between ebXML and UDDI are apparent when looking at the design of the Java API for XML Registries (JAX-R), which abstracts UDDI and ebXML and provides a single API for both types of XML registries.

The ebXML Messaging Service is an extension of SOAP—meaning that ebXML provides a highly structured SOA. The ebXML Messaging Service extends SOAP to provide support for security, improved error handling, and reliable messaging. With these extensions, the ebXML Messaging Service can rely on a well-known and well-established protocol to perform sensitive and timely business transactions.

The ebXML specifications also take into account security. Both the ebXML Registry Services Specification and the ebXML Messaging Services Specification provide tools for ensuring the confidentiality and integrity of data within the system. The ebXML Registry supports storing digitally signed XML messages and uses authentication and authorization mechanisms to ensure that only appropriate entities access or update the registry. ebXML messaging supports encrypting and digitally signing SOAP messages—and also provides a reliable messaging service to ensure the availability of messages.

**This page has been left blank intentionally.**

## Appendix D—Glossary

Selected terms used in the *Guide to Web Services Security* are defined below.

**Agent:** A program acting on behalf of a person or organization.

(Definition derived from: *Web Services Glossary - W3C Working Group Note 11 February 2004*  
<http://www.w3.org/TR/2004/NOTE-ws-gloss-20040211>)

**Attribute:** A distinct characteristic of an object often specified in terms of their physical traits, such as size, shape, weight, and color, etc., for real-world objects. Objects in cyberspace might have attributes describing size, type of encoding, network address, etc.

(Definition derived from: *Web Services Glossary - W3C Working Group Note 11 February 2004*  
<http://www.w3.org/TR/2004/NOTE-ws-gloss-20040211>)

**Attribute Based Access Control:** An access control approach in which access is mediated based on attributes associated with subjects (requesters) and the objects to be accessed. Each object and subject has a set of associated attributes, such as location, time of creation, access rights, etc. Access to an object is authorized or denied depending upon whether the required (e.g., policy-defined) correlation can be made between the attributes of that object and of the requesting subject.

(Definition derived from: *Common Criteria for Information Technology Security Evaluation (CC) Version 2.3, Part 2: Security Functional Components FDP\_ACF.1*  
<http://www.commoncriteriaportal.org/public/files/ccpart2v2.3.pdf>)

**Brokered Trust:** Describes the case where two entities do not have direct business agreements with each other, but do have agreements with one or more intermediaries so as to enable a business trust path to be constructed between the entities. The intermediary brokers operate as active entities, and are invoked dynamically via protocol facilities when new paths are to be established.

(Definition derived from: *OASIS Trust Model Guidelines* <http://www.oasis-open.org/committees/download.php/6158/sstc-saml-trustmodels-2.0-draft-01.pdf>)

**Choreography:** Concerns the interactions of services with their users. Any user of a Web service, automated or otherwise, is a client of that service. These users may, in turn, be other Web Services, applications or human beings. Transactions among Web Services and their clients must clearly be well defined at the time of their execution, and may consist of multiple separate interactions whose composition constitutes a complete transaction. This composition, its message protocols, interfaces, sequencing, and associated logic, is considered to be a choreography.

(Definition derived from: *Web Services Glossary - W3C Working Group Note 11 February 2004*  
<http://www.w3.org/TR/2004/NOTE-ws-gloss-20040211>)

**Component:** A software object, meant to interact with other components, encapsulating certain functionality or a set of functionalities. A component has a clearly defined interface and conforms to a prescribed behavior common to all components within an architecture.

(Definition derived from: *Web Services Glossary - W3C Working Group Note 11 February 2004*  
<http://www.w3.org/TR/2004/NOTE-ws-gloss-20040211>)

**Conversation:** Where Web services maintain some state during an interaction that involves multiple messages or participants.

(Definition derived from: *Web Services Glossary - W3C Working Group Note 11 February 2004*  
<http://www.w3.org/TR/2004/NOTE-ws-gloss-20040211>)

**Coordination:** Refers to the building, from a set of Web services, of something at a higher level, typically itself exposed as a larger Web service. Also referred to as “Composability”. *Choreography* and *orchestration* are two approaches to coordination.

(Definition derived from: Tim Berners-Lee: *Web Services Program Integration across Application and Organization Boundaries* (24 July 2004) <http://www.w3.org/DesignIssues/WebServices.html>)

**Defense Discovery Metadata Standard (DDMS):** Defines discovery metadata elements for resources posted to community and organizational shared spaces throughout the DoD enterprise. Specifically DDMS defines a set of information fields that are to be used to describe any data or service asset that is made known to the enterprise.

(Definition derived from: *Defense Discovery Metadata Specification (DDMS)* page <http://diides.ncr.disa.mil/mdreg/user/DDMS.cfm>)

**Discovery:** The act of locating a machine-processable description of a Web service-related resource that may have been previously unknown and that meets certain functional criteria. It involves matching a set of functional and other criteria with a set of resource descriptions. The goal is to find an appropriate Web service-related resource.

(Definition derived from: *Web Services Glossary - W3C Working Group Note 11 February 2004* <http://www.w3.org/TR/2004/NOTE-ws-gloss-20040211>)

**Discovery Service:** A service that enables agents to retrieve Web services-related resource description.

(Definition derived from: *Web Services Glossary - W3C Working Group Note 11 February 2004* <http://www.w3.org/TR/2004/NOTE-ws-gloss-20040211>)

**Document Type Definition (DTD):** A document defining the format of the contents present between the tags in an XML or SGML document, and the way they should be interpreted by the application reading the XML or SGML document.

(Definition derived from: Lakshmi Ananthamurthy: *Web Services Glossary* (developer.com 21 October 2002) <http://www.developer.com/services/article.php/1485771>)

**Electronic Business XML (ebXML):** Sponsored by UN/CEFACT and OASIS, a modular suite of specifications that enable enterprises of any size and in any geographical location to perform business-to-business transactions using XML.

(Definition derived from: *OASIS Glossary of Terms* <http://www.oasis-open.org/glossary/index.php>)

**Extensible Markup Language (XML):** A cross-platform, extensible, and text-based standard markup language for representing structured data. XML is a key technology in the development of Web services. It provides a cross-platform, software- and hardware-independent tool for transmitting information. By providing a common syntax and semantic information format that can be used to exchange text content between integrated systems, XML combines both data and metadata within a single portable, vendor- and machine-independent text message.

(Definition derived from: *Oregon Statewide Automated Child Welfare Information System (SACWIS) Glossary* <http://www.oregon.gov/DHS/children/data/sacwis/glossary.shtml>; *State of Maine Electronic Commerce Glossary and Acronym List* <http://www.maine.gov/ec/eaireview/eaiglossary.htm>)

**Federation:** A collection of realms (domains) that have established trust among themselves. The level of trust may vary, but typically includes authentication and may include authorization.

(Definition derived from: *Web Services Federation Language (WS-Federation)* (Version 1.0, 8 July 2003) <ftp://www6.software.ibm.com/software/developer/library/ws-fed.pdf>)

**Federated Trust:** Trust established within a federation, enabling each of the mutually trusting realms to share and use trust information (e.g., credentials) obtained from any of the other mutually trusting realms.

(Definition derived from: *Web Services Federation Language (WS-Federation) (Version 1.0, 8 July 2003)* <ftp://www6.software.ibm.com/software/developer/library/ws-fed.pdf>)

**Framework:** A layered structure indicating what kind of programs can or should be built and how they would interrelate. Some computer system frameworks also include actual programs, specify programming interfaces, or offer programming tools for using the frameworks. A framework may be for a set of functions within a system and how they interrelate; the layers of an operating system; the layers of an application subsystem; how communication should be standardized at some level of a network; and so forth. A framework is generally more comprehensive than a protocol and more prescriptive than a structure.

(Definition derived from: *whatis.com* <http://whatis.techtarget.com>)

**Fuzz testing:** Similar to fault injection in that invalid data is input into the application via the environment, or input by one process into another process. Fuzz testing is implemented by tools called fuzzers, which are programs or script that submit some combination of inputs to the test target to reveal how it responds.

(Definition derived from: *Department of Homeland Security: Security in the Software Lifecycle: Making Software Development Processes—and Software Produced by Them—More Secure Version 1.0* <https://buildsecurityin.us-cert.gov>)

**HyperText Transport Protocol Secure (HTTPS):** HTTP transmitted over TLS

(Definition derived from: *IETF RFC 2818 HTTP over TLS* <http://www.ietf.org/rfc/rfc2818.txt>)

**Interface:** In a service-oriented architecture, a specification of the operations that a service offers its clients. In WSDL 2.0 an interface component describes sequences of messages that a service sends or receives. In WSDL 1.1 an interface is specified in a portType element.

(Definition derived from: *Open Grid Services Architecture Glossary of Terms (25 January 2005)* <http://www.gridforum.org/documents/GFD.44.pdf>)

**Intermediary service:** A component that lies between the Service Client (subscriber) and the Service Provider (publisher). It basically intercepts the request from the Service Client, provides the service (functionality) and forwards the request to the Service Provider. Similarly, it intercepts the response from the Service Provider and forwards it to the Service Client.

(Definition derived from: *Romin Irani: "Web Services Intermediaries: Adding Value to Web Services" (Web Services Architect, 21 November 2001)* <http://www.Webservicesarchitect.com/content/articles/irani07.asp>)

**Kerberos:** A means of verifying the identities of principals on an open network. Kerberos accomplishes this without relying on the authentication, trustworthiness, or physical security of hosts while assuming all packets can be read, modified and inserted at will. Kerberos uses a trust broker model and symmetric cryptography to provide authentication and authorization of users and systems on the network.

(Definition derived from: *IETF RFC 1501: The Kerberos Network Authentication Service* <http://www.ietf.org/rfc/rfc1510.txt>)

**Message:** The basic unit of data sent from one Web services agent to another in the context of Web services.

(Definition derived from: *Web Services Glossary - W3C Working Group Note 11 February 2004* <http://www.w3.org/TR/2004/NOTE-ws-gloss-20040211>)

**Obligation:** An operation specified in a policy or policy set that should be performed by the PEP in conjunction with the enforcement of an authorization decision.

*(Definition derived from: OASIS XACML 2.0 Specification [http://docs.oasis-open.org/xacml/2.0/access\\_control-xacml-2.0-core-spec-os.pdf](http://docs.oasis-open.org/xacml/2.0/access_control-xacml-2.0-core-spec-os.pdf))*

**Orchestration:** Defines the sequence and conditions in which one Web service invokes other Web services to realize some useful function. An orchestration is the pattern of interactions that a Web service agent must follow to achieve its goal.

*(Definition derived from: Web Services Glossary - W3C Working Group Note 11 February 2004 <http://www.w3.org/TR/2004/NOTE-ws-gloss-20040211>)*

**Pairwise Trust:** Establishment of trust by two entities that have direct business agreements with each other.

*(Definition derived from: OASIS Trust Model Guidelines <http://www.oasis-open.org/committees/download.php/6158/sstc-saml-trustmodels-2.0-draft-01.pdf>)*

**Penetration testing:** A method of testing where testers target individual binary components or the application as a whole to determine whether intra or intercomponent vulnerabilities can be exploited to compromise the application, its data, or its environment resources.

*(Definition derived from: Department of Homeland Security: Security in the Software Lifecycle: Making Software Development Processes—and Software Produced by Them—More Secure Version 1.0 <https://buildsecurityin.us-cert.gov>)*

**Public Key Infrastructure (PKI):** A set of policies, processes, server platforms, software and workstations used for the purpose of administering certificates and public-private key pairs, including the ability to issue, maintain, and revoke public key certificates. The PKI includes the hierarchy of certificate authorities that allow for the deployment of digital certificates that support encryption, digital signature and authentication to meet business and security requirements.

*(Definition derived from: NIST SP 800-32: Introduction to Public Key Technology and the Federal PKI Infrastructure (26 February 2001) <http://csrc.nist.gov/publications/nistpubs/800-32/sp800-32.pdf>); OASIS Glossary of Terms <http://www.oasis-open.org/glossary/index.php>, W3C Glossary and Dictionary <http://www.w3.org/2003/glossary>)*

**Policy:** Statements, rules or assertions that specify the correct or expected behavior of an entity. For example, an authorization policy might specify the correct access control rules for a software component.

*(Definition derived from: Open Grid Services Architecture Glossary of Terms (25 January 2005) <http://www.gridforum.org/documents/GFD.44.pdf>)*

**Policy Based Access Control (PBAC):** A strategy for managing user access to one or more systems, where the business roles of users is combined with policies to determine what access privileges users of each role should have. Theoretical privileges are compared to actual privileges, and differences are automatically applied. For example, a role may be defined for a manager. Specific types of accounts on the single sign-on server, Web server, and database management system may be attached to this role. Appropriate users are then attached to this role.

*(Definition derived from: Meta Access Management System Federated Identity and Access Mgmt Glossary <https://mams.melcoe.mq.edu.au/zope/mams/kb/glossary/view>)*

**Policy Decision Point (PDP):** Mechanism that examines requests to access resources, and compares them to the policy that applies to all requests for accessing that resource to determine whether specific access should be granted to the particular requester who issued the request under consideration.

*(Definition derived from: OASIS: A Brief Introduction to XACML (14 March 2003) [http://www.oasis-open.org/committees/download.php/2713/Brief\\_Introduction\\_to\\_XACML.html](http://www.oasis-open.org/committees/download.php/2713/Brief_Introduction_to_XACML.html))*



**PEP (Policy Enforcement Point):** Mechanism (e.g., access control mechanism of a file system or Web server) that actually protects (in terms of controlling access to) the resources exposed by Web services.

(Definition derived from: OASIS: A Brief Introduction to XACML (14 March 2003) [http://www.oasis-open.org/committees/download.php/2713/Brief\\_Introduction\\_to\\_XACML.html](http://www.oasis-open.org/committees/download.php/2713/Brief_Introduction_to_XACML.html))

**Provider:** The entity (person or organization) that provides an appropriate agent, referred to as the “provider agent” to implement a particular Web service. It will use the provider agent to exchange messages with the requester’s requester agent. “Provider” is also used as a shorthand to refer to the provider agent acting on the provider’s behalf.

(Definition derived from: Web Services Architecture - W3C Working Group Note 11 February 2004 <http://www.w3.org/TR/2004/NOTE-ws-arch-20040211>)

**Proxy:** An agent that acts on behalf of a requester to relay a message between a requester agent and a provider agent. The proxy appears to the provider agent Web service to be the requester.

(Definition derived from: Web Services Glossary - W3C Working Group Note 11 February 2004 <http://www.w3.org/TR/2004/NOTE-ws-gloss-20040211>)

**Registry:** An authoritative, centrally-controlled store of information. Web services use registries to advertise their existence and to describe their interfaces and other attributes. Prospective clients query registries to locate required services and to discover their attributes.

(Definition derived from: Open Grid Services Architecture Glossary of Terms (25 January 2005) <http://www.gridforum.org/documents/GFD.44.pdf>)

**Requester:** The entity (person or organization) that wishes to make use of a provider’s Web service. It will use a requester agent to exchange messages with the provider’s provider agent. “Requester” is also used as a shorthand to refer to the requester agent acting on the requester’s behalf.

(Definition derived from: Web Services Architecture - W3C Working Group Note 11 February 2004 <http://www.w3.org/TR/2004/NOTE-ws-arch-20040211>)

**Risk-Adaptive Access Control (RAdAC):** In RAdAC, access privileges are granted based on a combination of a user’s identity, mission need, and the level of security risk that exists between the system being accessed and a user. RAdAC will use security metrics, such as the strength of the authentication method, the level of assurance of the session connection between the system and a user, and the physical location of a user, to make its risk determination.

(Definition derived from: Department of Defense (DoD) Information Assurance (IA) and Computer Network Defense (CND) Strategies: A Comprehensive Review of Common Needs and Capability Gaps State-of-the-Art Report (SOAR) (21 July 2005 - TAT-06284) <http://iac.dtic.mil/iatac/reports.html> - accessible from .mil and .gov domains only)

**Role Based Access Control (RBAC):** A model for controlling access to resources where permitted actions on resources are identified with roles rather than with individual subject identities.

(Definition derived from: OASIS XACML Profile for Role Based Access Control (RBAC) (Committee Draft 01, 13 February 2004) <http://docs.oasis-open.org/xacml/cd-xacml-rbac-profile-01.pdf>)

**Security Assertions Markup Language (SAML):** A framework for exchanging authentication and authorization information. Security typically involves checking the credentials presented by a party for authentication and authorization. SAML standardizes the representation of these credentials in an XML format called *assertions*, enhancing the interoperability between disparate applications.

(Definition derived from: Glossary for the OASIS Security Assertion Markup Language (SAML) V2.0 <http://www.oasis-open.org/committees/download.php/11886/saml-glossary-2.0-os.pdf>)

**Sandbox:** A system that allows an untrusted application to run in a highly controlled environment where the application's permissions are restricted to an essential set of computer permissions. In particular, an application in a sandbox is usually restricted from accessing the file system or the network. A widely used example of applications running inside a sandbox is a Java applet.

*(Definition derived from: Wayne Jansen and Tom Karygiannis, NIST Computer Security Division Information Technology Laboratory: "Security Implications of Active Content" (National Institute of Standards and Technology(NIST ITL Security Bulletin March 2000))*  
<http://csrc.nist.gov/publications/nistbul/03-00.pdf>

**Secure Sockets Layer (SSL):** Provides privacy and reliability between two communicating applications. It is designed to encapsulate other protocols, such as HTTP. SSL v3.0 was released in 1996. It has been succeeded by IETF's Transport Layer Security (TLS).

*(Definition derived from: SSL 3.0 specification <http://wp.netscape.com/eng/ssl3>)*

**Security-oriented code reviews:** A code review, or audit, investigates the coding practices used in the application. The main objective of such reviews is to discover security defects and potentially identify fixes.

*(Definition derived from: Department of Homeland Security: Security in the Software Lifecycle: Making Software Development Processes—and Software Produced by Them—More Secure Version 1.0 <https://buildsecurityin.us-cert.gov>)*

**Security fault injection tests:** Involves data perturbation, i.e., alteration of the type of data the execution environment components pass to the application, or that the application's components pass to one another. Fault injection can reveal the effects of security defects on the behavior of the components themselves and on the application as a whole.

*(Definition derived from: Department of Homeland Security: Security in the Software Lifecycle: Making Software Development Processes—and Software Produced by Them—More Secure Version 1.0 <https://buildsecurityin.us-cert.gov>)*

**Security service:** A processing or communication service that is provided by a system to give a specific kind of protection to resources, where said resources may reside with said system or reside with other systems, for example, an authentication service or a PKI-based document attribution and authentication service. A security service is a superset of AAA services. Security services typically implement portions of security policies and are implemented via security mechanisms.

*(Definition derived from: Web Services Glossary - W3C Working Group Note 11 February 2004 <http://www.w3.org/TR/2004/NOTE-ws-gloss-20040211>)*

**Service:** A software component participating in a service-oriented architecture that provides functionality or participates in realizing one or more capabilities.

*(Definition derived from: Open Grid Services Architecture Glossary of Terms (25 January 2005) <http://www.gridforum.org/documents/GFD.44.pdf>)*

**Service composition:** Aggregation of multiple small services into larger services.

*(Definition derived from: Open Grid Services Architecture Glossary of Terms (25 January 2005) <http://www.gridforum.org/documents/GFD.44.pdf>)*

**Service description:** A set of documents that describe the interface to and semantics of a service.

*(Definition derived from: Web Services Glossary - W3C Working Group Note 11 February 2004 <http://www.w3.org/TR/2004/NOTE-ws-gloss-20040211>)*

**Service interface:** The abstract boundary that a service exposes. It defines the types of messages and the message exchange patterns that are involved in interacting with the service, together with any conditions implied by those messages.

*(Definition derived from: Web Services Glossary - W3C Working Group Note 11 February 2004  
<http://www.w3.org/TR/2004/NOTE-ws-gloss-20040211>)*

**Service-Oriented Architecture (SOA):** A collection of services. These services communicate with each other. The communication can involve either simple data passing or it could involve two or more services coordinating some activity.

*(Definition derived from: Open Grid Services Architecture Glossary of Terms (25 January 2005)  
<http://www.gridforum.org/documents/GFD.44.pdf>)*

**SOAP:** An XML-based protocol for exchanging structured information in a decentralized, distributed environment.

*(Definition derived from: Open Grid Services Architecture Glossary of Terms (25 January 2005)  
<http://www.gridforum.org/documents/GFD.44.pdf>)*

**SOAP Header:** A collection of zero or more SOAP header blocks each of which might be targeted at any SOAP receiver within the SOAP message path. A SOAP header block is an element information item used to delimit data that logically constitutes a single computational unit within the SOAP header. The type of a SOAP header block is identified by the fully qualified name of the header block element information item.

*(Definition derived from: Web Services Glossary - W3C Working Group Note 11 February 2004  
<http://www.w3.org/TR/2004/NOTE-ws-gloss-20040211>)*

**SOAP Message:** The basic unit of communication between SOAP nodes.

*(Definition derived from: Web Services Glossary - W3C Working Group Note 11 February 2004  
<http://www.w3.org/TR/2004/NOTE-ws-gloss-20040211>)*

**Transport Layer Security (TLS):** Provides privacy and data integrity between two communicating applications. It is designed to encapsulate other protocols, such as HTTP. TLS v1.0 was released in 1999, providing slight modifications to SSL 3.0.

*(Definition derived from: IETF RFC 2246: The TLS Protocol  
<http://www.ietf.org/rfc/rfc2246.txt?number=2246>)*

**Trust:** The willingness to take actions expecting beneficial outcomes, based on assertions by other parties.

*(Definition derived from: Open Grid Services Architecture Glossary of Terms (25 January 2005)  
<http://www.gridforum.org/documents/GFD.44.pdf>)*

**Trust Relationships:** Policies that govern how entities in differing domains honor each other's authorizations. An authority may be completely trusted—for example, any statement from the authority will be accepted as a basis for action—or there may be limited trust, in which case only statements in a specific range are accepted.

*(Definition derived from: Open Grid Services Architecture Glossary of Terms (25 January 2005)  
<http://www.gridforum.org/documents/GFD.44.pdf>)*

**Universal Description, Discovery, and Integration (UDDI):** An XML-based lookup service for locating Web Services in an Internet scenario. UDDI provides a platform-independent way of describing and discovering Web services and Web service providers. The UDDI data structures provide a framework for the description of basic service information, and an extensible mechanism to specify detailed service access information using any standard description language.

*(Definition derived from: Lakshmi Ananthamurthy: Web Services Glossary (developer.com 21 October 2002) <http://www.developer.com/services/article.php/1485771>)*

**Web Portal:** Provides a single point of entry into the SOA for requester entities, enabling them to access Web services transparently from any device at virtually any location.

*(Definition derived from: Apache Portals Project home page <http://portals.apache.org>)*

**Web Service:** A software component or system designed to support interoperable machine- or application-oriented interaction over a network. A Web service has an interface described in a machine-processable format (specifically WSDL). Other systems interact with the Web service in a manner prescribed by its description using SOAP messages, typically conveyed using HTTP with an XML serialization in conjunction with other Web-related standards.

*(Definition derived from: Open Grid Services Architecture Glossary of Terms (25 January 2005) <http://www.gridforum.org/documents/GFD.44.pdf>)*

**Web Service Interoperability (WS-I) Basic Profile:** A set of standards and clarifications to standards that vendors must follow for basic interoperability with SOAP products.

*(Definition derived from: Web Services Interoperability Organization (WS-I) Basic Profile Version 1.0 (16 April 2004) <http://www.ws-i.org/Profiles/BasicProfile-1.0-2004-04-16.html>)*

**Web Services Security (WS-Security):** A mechanism for incorporating security information into SOAP messages. WS-Security uses binary tokens for authentication, digital signatures for integrity, and content-level encryption for confidentiality.

*(Definition derived from: IBM Web Services Security (WS-Security) Version 1.0 (5 April 2002) <http://www-128.ibm.com/developerworks/WebServices/library/ws-secure>)*

**Web Services Description Language (WSDL):** An XML format for describing network services as a set of endpoints operating on messages containing either document-oriented or procedure-oriented information. WSDL complements the UDDI standard by providing a uniform way of describing the abstract interface and protocol bindings and deployment details of arbitrary network services.

*(Definition derived from: Web Services Description Language (WSDL) 1.1 <http://www.w3.org/TR/wsdl>; Oregon Statewide Automated Child Welfare Information System (SACWIS) Glossary <http://www.oregon.gov/DHS/children/data/sacwis/glossary.shtml>)*

**XML Encryption (XML Enc):** A process/mechanism for encrypting and decrypting XML documents or parts of documents.

*(Definition derived from: World Wide Web Consortium (W3C) XML Encryption Syntax and Processing <http://www.w3.org/TR/xmlenc-core>)*

**XML Information Security Marking (XML-ISM):** Provides definitions of and implementation of the XML attributes used as containers for Controlled Access Program Coordination Office (CAPCO)-defined sensitivity and classification markings to be applied to all or part of an XML document. The markings are implemented using ICML.

*(Definition derived from: Intelligence Community Metadata Working Group Information Security Marking v2.0.2 Downloads page [https://www.icmwg.org/ic\\_security/index.asp](https://www.icmwg.org/ic_security/index.asp))*

**XML Schema:** A language for describing the defining the structure, content and semantics of XML documents.

*(Definition derived from: World Wide Web Consortium (W3C): Extensible Markup Language (XML) <http://www.w3.org/XML>)*

**XML Signature (XML DSig):** A mechanism for ensuring the origin and integrity of XML documents. XML Signatures provide integrity, message authentication, or signer authentication services for data of any type, whether located within the XML that includes the signature or elsewhere.

*(Definition derived from: World Wide Web Consortium (W3C): Extensible Markup Language (XML)*  
<http://www.w3.org/XML>)

**XPath:** Used to define the parts of an XML document, using path expressions.

*(Definition derived from: Lakshmi Ananthamurthy: Web Services Glossary (developer.com 21 October 2002)* <http://www.developer.com/services/article.php/1485771>)

**XQuery:** Provides functionality to query an XML document.

*(Definition derived from: Lakshmi Ananthamurthy: Web Services Glossary (developer.com 21 October 2002)* <http://www.developer.com/services/article.php/1485771>)

**This page has been left blank intentionally.**

## Appendix E—Acronyms and Abbreviations

Acronyms and abbreviations used in the *Guide to Web Services Security* are listed below.

<b>AA</b>	Attribute Authority
<b>ABAC</b>	Attribute Based Access Control
<b>ACL</b>	Access Control List
<b>API</b>	Application Programming Interface
<b>B2B</b>	Business-To-Business
<b>BPML</b>	Business Process Markup Language
<b>BPSS</b>	Business Process Specification Schema
<b>CA</b>	Certificate Authority
<b>CAPCO</b>	Controlled Access Program Coordination Office
<b>CGI</b>	Common Gateway Interface
<b>CLR</b>	Common Language Runtime
<b>COM</b>	Component Object Model
<b>CORBA</b>	Common Object Request Broker Architecture
<b>COTS</b>	Commercial Off-the-Shelf
<b>CPU</b>	Central Processing Unit
<b>CRL</b>	Certificate Revocation List
<b>DAML</b>	DARPA Agent Markup Language
<b>DAO</b>	Data Access Object
<b>DARPA</b>	Defense Advanced Research Projects Agency
<b>DCE</b>	Distributed Computing Environment
<b>DDMS</b>	DoD Discovery Metadata Standard
<b>DoD</b>	Department of Defense
<b>DoS</b>	Denial of Service
<b>DTD</b>	Document Type Definition
<b>ebXML</b>	Electronic Business XML
<b>EPAL</b>	Enterprise Privacy Authorization Language
<b>FISMA</b>	Federal Information Security Management Act
<b>GOTS</b>	Government Off-the-Shelf
<b>GUI</b>	Graphical User Interface
<b>HTML</b>	HyperText Markup Language
<b>HTTP</b>	HyperText Transfer Protocol
<b>HTTPS</b>	HyperText Transfer Protocol over SSL/TLS
<b>I&amp;A</b>	Identification and Authentication
<b>IA</b>	Information Assurance
<b>IC</b>	Intelligence Community
<b>ICML</b>	Intelligence Community Markup Language
<b>IDS</b>	Intrusion Detection System
<b>IDFF</b>	Identity Federation Framework
<b>ID-WSF</b>	Identity Web Services Framework

<b>IETF</b>	Internet Engineering Task Force
<b>IP</b>	Identity Provider
<b>IPSec</b>	Internet Protocol Security
<b>ISM</b>	Information Security Marketing
<b>ITL</b>	Information Technology Laboratory
<b>Java EE</b>	Java Platform, Enterprise Edition
<b>JAXR</b>	Java API for XML Registries
<b>JVM</b>	Java Virtual Machine
<b>LDAP</b>	Lightweight Directory Access Protocol
<b>MAC</b>	Mandatory Access Control
<b>MEP</b>	Message Exchange Pattern
<b>MSIA</b>	Metadata Standards for Information Assurance
<b>NCES</b>	NetCentric Enterprise Services
<b>NIST</b>	National Institute of Standards and Technology
<b>OASIS</b>	Organization for Advancement of Structured Information Standards
<b>OCSP</b>	Online Certificate Status Protocol
<b>OGSA</b>	Open Grid Services Architecture
<b>OMB</b>	Office of Management and Budget
<b>OSS</b>	Open Source Software
<b>OWL-S</b>	Web Ontology Language for Web Services
<b>PAC</b>	Privilege Attribute Certificate
<b>PAOS</b>	Reverse SOAP
<b>PBAC</b>	Policy Based Access Control
<b>PDP</b>	Policy Decision Point
<b>PEP</b>	Policy Enforcement Point
<b>PKE</b>	Public Key Enable
<b>PKI</b>	Public Key Infrastructure
<b>QoP</b>	Quality of Protection
<b>QoS</b>	Quality of Service
<b>RAdAC</b>	Risk Adaptive (Adaptable) Access Control
<b>RACF</b>	Resource Access Control Facility
<b>RBAC</b>	Role Based Access Control
<b>REL</b>	Rights Expression Language
<b>RDBMS</b>	Relational DataBase Management System
<b>SAML</b>	Security Assertion Markup Language
<b>SDK</b>	Software Development Kit
<b>SMTP</b>	Simple Mail Transport Protocol
<b>SOA</b>	Service Oriented Architecture
<b>SQL</b>	Structured Query Language
<b>SSL</b>	Secure Sockets Layer
<b>SSO</b>	Single Sign On
<b>STS</b>	Security Token Service



<b>SWSA</b>	Semantic Web Services Architecture
<b>TC</b>	Technical Committee
<b>TCP/IP</b>	Transport Control Protocol/Internet Protocol
<b>TLS</b>	Transport Layer Security
<b>TTP</b>	Trusted Third Party
<b>UBR</b>	Universal Business Registry
<b>UDDI</b>	Universal Description, Discovery, and Integration
<b>UN/CEFACT</b>	United Nations Centre for Trade Facilitation and Electronic Business
<b>UUID</b>	Universally Unique Identifier
<b>URI</b>	Uniform Resource Identifier
<b>URL</b>	Uniform Resource Locator
<b>VB</b>	Visual Basic
<b>VPN</b>	Virtual Private Network
<b>W3C</b>	World Wide Web Consortium
<b>WAYF</b>	Where Are You From?
<b>WS</b>	Web Services
<b>WSDL</b>	Web Services Description Language
<b>WSE</b>	Web Service Enhancements
<b>WS-I</b>	Web Services Interoperability
<b>WSS4J</b>	Web Services Security for Java
<b>XACML</b>	eXtensible Access Control Markup Language
<b>XKMS</b>	XML Key Management Service
<b>XML</b>	eXtensible Markup Language
<b>XrML</b>	eXtensible Rights Markup Language
<b>XSLT</b>	eXtensible Stylesheet Language Transformation

**This page has been left blank intentionally.**

## Appendix F—Print Resources

The following books may be helpful in providing the reader with a deeper understanding of the security concerns, standards, and technologies associated with Web services and service-oriented architectures. Papers and other documents that are available both in print and online formats are listed in Appendix G, and are not referenced below.

### F.1 Web Services and SOA: Background Information

Alonso, Gustavo, et al: *Web Services Concepts, Architectures and Applications* (Springer, 2003)

Dick, Kevin: *XML: A Manager's Guide* (Addison Wesley Professional, 2002)

Erl, Thomas: *Service-Oriented Architecture (SOA): Concepts, Technology, and Design* (Prentice Hall PTR, 2005)

Erl, Thomas: *Service-Oriented Architecture: A Field Guide to Integrating XML and Web Services* (Prentice Hall PTR, 2004)

Kaye, Doug: *Loosely Coupled—The Missing Pieces of Web Services* (RDS Press, 2003)

Manes, Anne Thomas: *Web Services: A Manager's Guide* (Addison Wesley Professional, 2003)

Newcomer, Eric, and Greg Lomow: *Understanding SOA with Web Services* (Addison Wesley Professional, 2004)

Potts, Stephen, and Mike Kopak: *Teach Yourself Web Services in 24 Hours* (Sams, 2003)

Stanek, William R.: *XML Pocket Consultant* (Microsoft Press, 2002)

Zimmerman, Olaf, et al: *Perspectives on Web Services: Applying SOAP, WSDL and UDDI to Real-World Projects* (Springer Professional Computing, 2005)

### F.2 Web Services Security

Andrews, Mike and James A. Whittaker: *How to Break Web Software: Functional and Security Testing of Web Applications and Web Services* (Addison-Wesley Professional, 2006)

Douranee, Blake: *XML Security* (McGraw-Hill Osborne Media, 2002)

Hartman, Bret, et al: *Mastering Web Services Security* (Wiley Publishing, Inc., 2003)

Hollar, Rickland and Richard Murphy: *Enterprise Web Services Security* (Charles River Media/Thomson, 2005)

Janakiraman, Murali, et al: *Professional Web Services Security* (Wrox Press Ltd., 2002)

Niles, Donald E., III and Kitty Niles: *Secure XML: The New Syntax for Signatures and Encryption* (Addison-Wesley, 2002)

O'Neill, Mark, et al: *Web Services Security* (McGraw-Hill Osborne Media, 2003)

Proceedings of the ACM 2004 Workshop on Secure Web Service (SWS '04) (ACM, 2004)

Proceedings of the ACM 2005 Workshop on Secure Web Service (SWS '05) (ACM, 2005)

Rosenberg, Jothy and David Remy: Securing Web Services with WS-Security: Demystifying WS-Security, WS-Policy, SAML, XML Signature, and XML Encryption (Sams, 2004)

Wiehler, Gerhard: Mobility, Security and Web Services: Technologies and Service-Oriented Architectures for a New Era of IT Solutions (Wiley-VCH/Siemens, 2004)

## Appendix G—Online Resources

The following online resources may be helpful in providing the reader with a deeper understanding of the security concerns, standards, and technologies associated with Web services and service-oriented architectures.

### G.1 Web Services Overviews and Tutorials

Standard	URL
California Enterprise Architecture Program: Service Oriented Architecture (29 March 2006)	<a href="http://www.cio.ca.gov/ITCouncil/Committees/PDFs/SOA_Details_2006-03-29.pdf">http://www.cio.ca.gov/ITCouncil/Committees/PDFs/SOA_Details_2006-03-29.pdf</a>
Doug Tidwell, IBM: "Web Services - the Web's Next Revolution" (2001)	<a href="http://www.inf.pucpcaldas.br/~neil/pesquisa/wsbasics-ltr.pdf">http://www.inf.pucpcaldas.br/~neil/pesquisa/wsbasics-ltr.pdf</a>
Frank Goethals: "New Directions in Application Integration" (9 July 2002)	<a href="http://www.econ.kuleuven.ac.be/leerstoeel/SAP/downloads/4%20Web%20services%20overview%20Goethals.pdf">http://www.econ.kuleuven.ac.be/leerstoeel/SAP/downloads/4%20Web%20services%20overview%20Goethals.pdf</a>
Frank P. Coyle: "XML, Web Services, and the Changing Face of Distributed Computing" (ACM Ubiquity)	<a href="http://www.acm.org/ubiquity/views/f_coyle_1.html">http://www.acm.org/ubiquity/views/f_coyle_1.html</a>
Graham Glass, webMethods: "Service Oriented Architectures and Beyond" (eBusiness Standards Convergence Forum Service-Oriented Architecture Workshop, April 2004)	<a href="http://www.mel.nist.gov/div826/msid/sima/ebsc/files/soa_glass.pdf">http://www.mel.nist.gov/div826/msid/sima/ebsc/files/soa_glass.pdf</a>
Hamid Nezhad, et al: Securing Service-Based Interactions : Issues and Directions Web (April 2005)	<a href="http://dsonline.computer.org/WAS/">http://dsonline.computer.org/WAS/</a>
Jason Bloomberg: "Principles of SOA" (Application Development Trends, 28 February 2003)	<a href="http://www.adtmag.com/article.aspx?id=7345">http://www.adtmag.com/article.aspx?id=7345</a>
Joseph Chiusano, Booz Allen Hamilton: "The Current and Emerging State of Web Services Standards" (eBusiness Standards Convergence Forum Service-Oriented Architecture Workshop, April 2004)	<a href="http://www.mel.nist.gov/div826/msid/sima/ebsc/files/soa_bah.pdf">http://www.mel.nist.gov/div826/msid/sima/ebsc/files/soa_bah.pdf</a>
Luis Felipe Cabrera, et al, Microsoft Corp.: An Introduction to the Web Services Architecture and Its Specifications (Version 2.0, Oct. 2004)	<a href="http://msdn.microsoft.com/library/default.asp?url=/library/en-us/dnwebsrv/html/introwsa.asp">http://msdn.microsoft.com/library/default.asp?url=/library/en-us/dnwebsrv/html/introwsa.asp</a>
Marie-Christine Fauvet: Vers la gestion de services Web (July 2003, in French)	<a href="http://inforsid2003.loria.fr/Tutorial-Marie-Christine.pdf">http://inforsid2003.loria.fr/Tutorial-Marie-Christine.pdf</a>
Scott Mitchell: An Extensive Examination of Web Services	<a href="http://aspnet.4guysfromrolla.com/articles/100803-1.aspx">http://aspnet.4guysfromrolla.com/articles/100803-1.aspx</a>
"SOx and the City" - an introduction to service orientation and web services in the finance sector (BCS FinSig Seminar, November 2003)	<a href="http://www.bcsfinsig.org/docs/SOxandtheCityBCS.zip">http://www.bcsfinsig.org/docs/SOxandtheCityBCS.zip</a>
Tony Baer, Ron Schmelzer: "The Elements of Web Services" (Application Development Trends, 2 December 2002)	<a href="http://www.adtmag.com/article.aspx?id=7024">http://www.adtmag.com/article.aspx?id=7024</a>
Venu Vasudevan: "A Web Services Primer" (O'Reilly webservices.xml.com, 4 April 2001)	<a href="http://webservices.xml.com/pub/a/ws/2001/04/04/webservices/index.html">http://webservices.xml.com/pub/a/ws/2001/04/04/webservices/index.html</a>

## G.2 Web Services Security Standards

Standard	URL
<b>Current Web Service Security Standards</b>	
Defense Discovery Metadata Standard (DDMS)	<a href="http://diides.ncr.disa.mil/mdreg/user/DDMS.cfm">http://diides.ncr.disa.mil/mdreg/user/DDMS.cfm</a>
IBM, Microsoft, BEA, et al: Web Services Secure Conversation Language (WS-SecurityConversation)	<a href="http://www-128.ibm.com/developerworks/library/specification/ws-secon/">http://www-128.ibm.com/developerworks/library/specification/ws-secon/</a>
IBM, Microsoft, BEA, et al: Web Services Security (WS-Security)	<a href="http://www-128.ibm.com/developerworks/library/ws-secure/">http://www-128.ibm.com/developerworks/library/ws-secure/</a>
IBM, Microsoft, BEA, et al: Web Services Security Policy Language (WS-SecurityPolicy)	<a href="http://www-128.ibm.com/developerworks/library/specification/ws-secpol/">http://www-128.ibm.com/developerworks/library/specification/ws-secpol/</a>
IBM, Microsoft, BEA, et al: WS-ReliableMessaging	<a href="http://www-128.ibm.com/developerworks/library/specification/ws-rm/">http://www-128.ibm.com/developerworks/library/specification/ws-rm/</a>
IETF/W3C: XML Signature	<a href="http://www.w3.org/Signature/">http://www.w3.org/Signature/</a>
Intelligence Community Metadata standards	<a href="https://www.icmwg.org/">https://www.icmwg.org/</a>
OASIS WS-Reliability Standard	<a href="http://www.oasis-open.org/committees/tc_home.php?wg_abbrev=wsrm">http://www.oasis-open.org/committees/tc_home.php?wg_abbrev=wsrm</a>
OASIS XML Cover Pages: Application Vulnerability Markup Languages	<a href="http://xml.coverpages.org/appSecurity.html">http://xml.coverpages.org/appSecurity.html</a>
OASIS: electronic business eXtensible Markup Language (eBXML)	<a href="http://www.ebxml.org/">http://www.ebxml.org/</a>
OASIS: eXtensible Access Control Markup Language (XACML)	<a href="http://www.oasis-open.org/committees/tc_home.php?wg_abbrev=xacml">http://www.oasis-open.org/committees/tc_home.php?wg_abbrev=xacml</a>
OASIS: Security Services (SAML)	<a href="http://www.oasis-open.org/committees/tc_home.php?wg_abbrev=security">http://www.oasis-open.org/committees/tc_home.php?wg_abbrev=security</a>
OASIS: Web Services Security (WSS)	<a href="http://www.oasis-open.org/committees/tc_home.php?wg_abbrev=wss">http://www.oasis-open.org/committees/tc_home.php?wg_abbrev=wss</a>
OASIS: XML Common Biometric Format (XCBF)	<a href="http://www.oasis-open.org/committees/tc_home.php?wg_abbrev=xcbf">http://www.oasis-open.org/committees/tc_home.php?wg_abbrev=xcbf</a>
Simple eXtensible Identity Protocol (SXIP) 2.0	<a href="http://www.sxip.org/">http://www.sxip.org/</a>
W3C: XML Encryption	<a href="http://www.w3.org/Encryption/">http://www.w3.org/Encryption/</a>
W3C: XML Key Management Specification (XKMS)	<a href="http://www.w3.org/TR/xkms/">http://www.w3.org/TR/xkms/</a>
WS-I: Basic Security Profile	<a href="http://www.ws-i.org/deliverables/workinggroup.aspx?wg=basicsecurity">http://www.ws-i.org/deliverables/workinggroup.aspx?wg=basicsecurity</a>
<b>Emerging Web Service Security Standards</b>	
OASIS Web Services Secure Exchange (WS-SX)	<a href="http://www.oasis-open.org/committees/tc_home.php?wg_abbrev=ws-sx">http://www.oasis-open.org/committees/tc_home.php?wg_abbrev=ws-sx</a>
OASIS: LegalXML eNotarization	<a href="http://www.oasis-open.org/committees/tc_home.php?wg_abbrev=legalxml-enotary">http://www.oasis-open.org/committees/tc_home.php?wg_abbrev=legalxml-enotary</a>

<b>Trust Framework Standards</b>	
IBM, Microsoft, BEA, et al: WS-Trust	<a href="http://www-128.ibm.com/developerworks/library/specification/ws-trust/">http://www-128.ibm.com/developerworks/library/specification/ws-trust/</a>
IBM: WS-Federation	<a href="http://www-128.ibm.com/developerworks/library/specification/ws-fed/">http://www-128.ibm.com/developerworks/library/specification/ws-fed/</a>
Liberty Alliance Project	<a href="http://www.projectliberty.org/">http://www.projectliberty.org/</a>
Shibboleth	<a href="http://shibboleth.internet2.edu/">http://shibboleth.internet2.edu/</a>
<b>Supporting Standards (Current and Emerging)</b>	
IETF RFC 2246: Transport Layer Security (TLS) version 1.0	<a href="http://www.ietf.org/rfc/rfc2246.txt">http://www.ietf.org/rfc/rfc2246.txt</a>
IETF RFC 2459: X.509 Public Key Infrastructure Certificate and Certificate Revocation List (CRL) Profile	<a href="http://www.ietf.org/rfc/rfc2459.txt">http://www.ietf.org/rfc/rfc2459.txt</a>
IETF RFC 2818: HyperText Transfer Protocol (HTTP) over TLS (HTTPS)	<a href="http://www.ietf.org/rfc/rfc2818.txt">http://www.ietf.org/rfc/rfc2818.txt</a>
International Telecommunication Union (ITU): Recommendation X.509 - Public-key and attribute certificate frameworks	<a href="http://www.itu.int/rec/T-REC-X.509/en">http://www.itu.int/rec/T-REC-X.509/en</a>
Netscape: Secure Socket Layer (SSL) 3.0 Internet Draft specification	<a href="http://wp.netscape.com/eng/ssl3/ssl-toc.html">http://wp.netscape.com/eng/ssl3/ssl-toc.html</a>
OASIS: Digital Signature Services (DSS)	<a href="http://www.oasis-open.org/committees/tc_home.php?wg_abbrev=dss">http://www.oasis-open.org/committees/tc_home.php?wg_abbrev=dss</a>
OASIS: Provisioning Services	<a href="http://www.oasis-open.org/committees/tc_home.php?wg_abbrev=provision">http://www.oasis-open.org/committees/tc_home.php?wg_abbrev=provision</a>
OASIS: Public Key Infrastructure (PKI)	<a href="http://www.oasis-open.org/committees/tc_home.php?wg_abbrev=pi">http://www.oasis-open.org/committees/tc_home.php?wg_abbrev=pi</a>

### G.3 Organizations

<b>Organization</b>	<b>URL</b>
<b>Standards Bodies</b>	
IEEE Computer Society Technical Committee on Services Computing	<a href="http://www.servicescomputing.org/">http://www.servicescomputing.org/</a>
Internet Engineering Task Force (IETF)	<a href="http://www.ietf.org/">http://www.ietf.org/</a>
Java Community Process (JCP)	<a href="http://www.jcp.org/">http://www.jcp.org/</a>
Organization for (OASIS)	<a href="http://www.oasis-open.org">http://www.oasis-open.org</a>
Web Service-Interoperability Organization (WS-I)	<a href="http://www.ws-i.org/">http://www.ws-i.org/</a>
World Wide Web Consortium (W3C)	<a href="http://www.w3.org">http://www.w3.org</a>
<b>Technical Initiatives</b>	
Eclipse	<a href="http://www.eclipse.org/">http://www.eclipse.org/</a>
The Globus Alliance	<a href="http://www.globus.org/">http://www.globus.org/</a>
<b>Consortia and Associations</b>	
Open Web Application Security Project (OWASP)	<a href="http://www.owasp.org/index.jsp">http://www.owasp.org/index.jsp</a>
Web Application Security Consortium	<a href="http://www.webappsec.org/">http://www.webappsec.org/</a>

## G.4 Web Pages, Sites, and Portals

Resource Name	URL
Defense Online Portal to the Global Information Grid: NCES Security Service	<a href="http://ges.dod.mil/ServiceSecurity.htm">http://ges.dod.mil/ServiceSecurity.htm</a>
DoD Net-Centric Enterprise Services: Core Information Assurance/Security Services	<a href="http://www.nces.dod.mil/coreServices/security_content.aspx">http://www.nces.dod.mil/coreServices/security_content.aspx</a>
IBM developerWorks: SOA and Web services/security	<a href="http://www-128.ibm.com/developerworks/search/searchResults.jsp?searchType=1&amp;searchSite=dW&amp;searchScope=webservZ&amp;query=security&amp;Search.x=41&amp;Search.y=14&amp;Search=Search">http://www-128.ibm.com/developerworks/search/searchResults.jsp?searchType=1&amp;searchSite=dW&amp;searchScope=webservZ&amp;query=security&amp;Search.x=41&amp;Search.y=14&amp;Search=Search</a>
Microsoft Developer Network (MSDN): Building Secure Web Services	<a href="http://msdn.microsoft.com/webservices/webseervices/building/security/default.aspx">http://msdn.microsoft.com/webservices/webseervices/building/security/default.aspx</a>
Sun Developer Network (SDN): Secure Java Web Services	<a href="http://java.sun.com/webservices/index.jsp">http://java.sun.com/webservices/index.jsp</a>
XML.org: Focus Area on Security	<a href="http://security.xml.org/">http://security.xml.org/</a>

## G.5 Online Forums

Mailing List	URL
<b>Discussion Groups</b>	
XML Web Services Security Forum	<a href="http://www.xwss.org/">http://www.xwss.org/</a>
<b>Blogs</b>	
SecureWebServices.org	<a href="http://www.securewebservices.org/">http://www.securewebservices.org/</a>

## G.6 Conferences and Workshops

Event	URL
IEEE International Conference on Web Services <i>[note tutorial on web services security]</i>	<a href="http://conferences.computer.org/icws/">http://conferences.computer.org/icws/</a>
IEEE Workshop on Web Services Security Oakland, CA, May 21 2006 Program Chair: Dr. Anoop Singhal and Prof. Elisa Bertino	<a href="http://www.ieee-security.org/TC/SP2006/oakland06.html">http://www.ieee-security.org/TC/SP2006/oakland06.html</a>
International World Wide Web Conference Committee	<a href="http://www.iw3c2.org/">http://www.iw3c2.org/</a>
Unatek Web Services Security Conference (WSSC)	<a href="http://www.unatek.com/conference.htm">http://www.unatek.com/conference.htm</a>
Web Services Protocol Workshops (WS-Workshops)	<a href="http://msdn.microsoft.com/webservices/community/workshops/">http://msdn.microsoft.com/webservices/community/workshops/</a>
Workshop on Secure Web Services (SWS) at ACM Conference on Computer and Communications Security (CCS)	<a href="http://www.acm.org/sigs/sigsac/ccs/CCS2006/workshop.html">http://www.acm.org/sigs/sigsac/ccs/CCS2006/workshop.html</a>

## G.7 Online Documents

Some of these documents may also be available in hardcopy format. They are listed here rather than in Appendix F because they can be readily obtained online.



Document Reference	URL
<b>Conference Papers</b>	
Alex Stamos, iSEC Partners LLC: "Attacking Web Services" (OWASP AppSec DC, October 2005)	<a href="https://www.isecpartners.com/documents/iSEC-Attacking-Web-Services_OWASP.pdf">https://www.isecpartners.com/documents/iSEC-Attacking-Web-Services_OWASP.pdf</a>
B. Carminati and E. Ferrari, University of Insubria at Como (Italy), and P.C.K. Hung, University of Ontario (Canada) Institute of Technology: "Web Service Composition: A Security Perspective" ( <i>Proceedings of the 2005 International Workshop on Challenges in Web Information Retrieval and Integration [WIRI'05]</i> )	To purchase from IEEE Computer Society: <a href="http://doi.ieeecomputersociety.org/10.1109/WIRI.2005.36">http://doi.ieeecomputersociety.org/10.1109/WIRI.2005.36</a>
Eric Yuan and Jin Tong, Booz Allen Hamilton: "Attribute-Based Access Control (ABAC) for Web Services" ( <i>Proceedings of the New Challenges for Access Control Workshop</i> , April 2005)	<a href="http://lotos.csi.uottawa.ca/ncac05/yuan_18500229.ppt">http://lotos.csi.uottawa.ca/ncac05/yuan_18500229.ppt</a>
Hamid R. Motahari Nezhad, et al: "Securing Service-Based Interactions: Issues and Directions" ( <i>IEEE Distributed Systems Online</i> , April 2005)	<a href="http://dsonline.computer.org/portal/site/dsonline/index.jsp?pageID=dso_level1&amp;path=dsonline/topics/was/papers&amp;file=motahari.xml&amp;xsl=article.xsl">http://dsonline.computer.org/portal/site/dsonline/index.jsp?pageID=dso_level1&amp;path=dsonline/topics/was/papers&amp;file=motahari.xml&amp;xsl=article.xsl</a>
Ken Birman, Cornell University: "The Untrustworthy Web Services Revolution" ( <i>IEEE Computer</i> , Feb. 2006)	To purchase from IEEE Computer Society: <a href="http://doi.ieeecomputersociety.org/10.1109/MC.2006.73">http://doi.ieeecomputersociety.org/10.1109/MC.2006.73</a>
Marek Hatala, et al, Simon Fraser University (Surrey, BC, Canada): "Federated Security: Lightweight Security Infrastructure for Object Repositories and Web Services" ( <i>Proceedings of the 2005 International Conference on Next Generation Web Services Practices</i> , 2005 [NWeSP'05])	<a href="http://www.sfu.ca/~mhatala/pubs/nwesp2005-federated-security.pdf">http://www.sfu.ca/~mhatala/pubs/nwesp2005-federated-security.pdf</a>
Neal Leavitt: "Are Web Services Finally Ready to Deliver?" ( <i>IEEE Computer</i> , Nov. 2004)	To purchase from IEEE Computer Society: <a href="http://doi.ieeecomputersociety.org/10.1109/MC.2004.199">http://doi.ieeecomputersociety.org/10.1109/MC.2004.199</a>
Takeshi Imamura, Michiaki Tatsubori, and Yuichi Nakamura, IBM/Tokyo Research Lab., and Christopher Giblin, IBM/Zurich Research Lab.: "Web Services Security Configuration in a Service-Oriented Architecture" ( <i>Proceedings of WWW 2005</i> )	<a href="http://www2005.org/cdrom/docs/pl120.pdf">http://www2005.org/cdrom/docs/pl120.pdf</a>
<b>Academic Theses</b>	
Thomas Schepers, University of Tilburg (Netherlands): <i>A View on Web Service Security: Can Current Security Standards Adequately Secure Web Services?</i> (Final Thesis)	<a href="http://arno.uvt.nl/show.cgi?fid=28992">http://arno.uvt.nl/show.cgi?fid=28992</a>
<b>Other Academic Papers and Research Reports</b>	
Pete Lindstrom, Spire Security LLC: "Attacking and Defending Web Services: A Research Report" (Jan. 2004)	<a href="http://forumsystems.com/papers/Attacking_and_Defending_WS.pdf">http://forumsystems.com/papers/Attacking_and_Defending_WS.pdf</a>
Matthew Schwartz, IT Compliance Institute: "State of the Union: Interoperability between SOA Security Standards" (10 May 2005)	<a href="http://www.itcinstitute.org/display.aspx?id=295">http://www.itcinstitute.org/display.aspx?id=295</a>
E. Kleiner and A.W. Roscoe, Oxford University: "On the Relationship between Web Services Security and Traditional Protocols" (May 2005)	<a href="http://web.comlab.ox.ac.uk/oucl/work/bill.roscoe/publications/104.pdf">http://web.comlab.ox.ac.uk/oucl/work/bill.roscoe/publications/104.pdf</a>
Jess Thompson, et al, The Gartner Group: "Security Pattern Standards Face a Long Road to Maturity" (October 2003)	To purchase from Gartner Group: <a href="http://www.gartner.com/DisplayDocument?doc_cd=118238">http://www.gartner.com/DisplayDocument?doc_cd=118238</a>
Ray Wagner, The Gartner Group: "Making Sense of	To purchase from Gartner Group:

Document Reference	URL
Web Services Security Standards“(August 2003)	<a href="http://www.gartner.com/DisplayDocument?doc_cd=116961">http://www.gartner.com/DisplayDocument?doc_cd=116961</a>
Ray Wagner, The Gartner Group: “Web Services Security Standards Aren’t Enough“(July 2003)	<i>To purchase from Gartner Group:</i> <a href="http://www.gartner.com/DisplayDocument?doc_cd=116362">http://www.gartner.com/DisplayDocument?doc_cd=116362</a>
Rafae Bhatti, et al: “Access Control in Dynamic XML-based Web-Services with X-RBAC”	<a href="http://web.ics.purdue.edu/~bhattir/academics/research/papers/ICWS_2003.pdf">http://web.ics.purdue.edu/~bhattir/academics/research/papers/ICWS_2003.pdf</a> <a href="http://www.sis.pitt.edu/~jjoshi/ICWS_XRBAC_Final_PDF.pdf">http://www.sis.pitt.edu/~jjoshi/ICWS_XRBAC_Final_PDF.pdf</a>
X-RBAC: Specifica XML-based per il controllo dell’accesso di documenti XML nei Web-Services [in Italian]	<a href="http://www.mayeronline.it/docs/X-RBAC.pdf">http://www.mayeronline.it/docs/X-RBAC.pdf</a>
Jun Han, Swinburne University of Technology (Hawthorn, VIC, Australia): “A Software Engineering Perspective for Services Security” (July 2004)	<a href="http://www.it.swin.edu.au/personal/jhan/jhanPapers/gcc04.pdf">http://www.it.swin.edu.au/personal/jhan/jhanPapers/gcc04.pdf</a>
Yaron Goland: “SOA Security - Authentication” (2 Nov. 2005)	<a href="http://www.goland.org/soasecurityauthentication">http://www.goland.org/soasecurityauthentication</a>
Yaron Goland: “SOA Security - Encryption” (9 Nov. 2005)	<a href="http://www.goland.org/soaencryption">http://www.goland.org/soaencryption</a>
Yaron Goland: “SOA Security - The Myth of Non-Repudiation” (8 Nov. 2005)	<a href="http://www.goland.org/soanonrepudiation">http://www.goland.org/soanonrepudiation</a>
<b>Government Papers</b>	
Defense Information Systems Agency (DISA): <i>A Security Architecture for Net-Centric Enterprise Services (NCES)</i> (Version 0.3 Pilot - 1 March 2004)	<a href="http://www.estrategy.gov/documents/disa0304.pdf">http://www.estrategy.gov/documents/disa0304.pdf</a> <a href="http://horizontalfusion.dtic.mil/docs/specs/20040310_NCES_Security_Arc.pdf">http://horizontalfusion.dtic.mil/docs/specs/20040310_NCES_Security_Arc.pdf</a>
Web Services Security Issues in a Justice Environment	<a href="http://it.ojp.gov/documents/asp/security_topics/section1.htm">http://it.ojp.gov/documents/asp/security_topics/section1.htm</a>
<b>Vendor Papers</b>	
IBM Corporation and Microsoft Corporation: “Federation of Identities in a Web Services World” (Version 1.0, July 2003)	<a href="ftp://www6.software.ibm.com/software/developer/library/ws-fedworld.pdf">ftp://www6.software.ibm.com/software/developer/library/ws-fedworld.pdf</a> <a href="http://people.cs.vt.edu/~kafura/cs6204/Readings/Authentication/FederationOfIdentities-WhitePaper.pdf">http://people.cs.vt.edu/~kafura/cs6204/Readings/Authentication/FederationOfIdentities-WhitePaper.pdf</a>
<b>Articles from the Technology Press</b>	
J. Epstein, G. McGraw and S. Matsumoto Cigital Inc.: “Software Security and SOA: Danger, Will Robinson!” ( <i>IEEE Security &amp; Privacy</i> , Jan./Feb. 2006)	<a href="http://www.cigital.com/papers/download/bsi12-soa.doc.pdf">http://www.cigital.com/papers/download/bsi12-soa.doc.pdf</a>
Luís Iribarne, University of Almería (Spain): “Web Components: A Comparison between Web Services and Software Components” ( <i>Revista Colombiana de Computación/Columbian Journal of Computation</i> , June 2004)	<a href="http://www.unab.edu.co/editorialunab/revistas/rcc/pdfs/r51_art4_c.pdf">http://www.unab.edu.co/editorialunab/revistas/rcc/pdfs/r51_art4_c.pdf</a>
Paul Madsen: “WS-Trust: Interoperable Security for Web Services” (O’Reilly webservices.xml.com, July 2003)	<a href="http://www.xml.com/pub/a/ws/2003/06/24/ws-trust.html">http://www.xml.com/pub/a/ws/2003/06/24/ws-trust.html</a>
Schahram Dustdar and Wolfgang Schreiner, Vienna (Austria) University of Technology: “A Survey on Web Services Composition” ( <i>International Journal of Web and Grid Services</i> , Vol. 1 No. 1, 2005)	<a href="http://www.infosys.tuwien.ac.at/Staff/sd/papers/A%20survey%20on%20web%20services%20composition_Dustdar_Schreiner_inPress.pdf">http://www.infosys.tuwien.ac.at/Staff/sd/papers/A%20survey%20on%20web%20services%20composition_Dustdar_Schreiner_inPress.pdf</a>
Sridhar Ravuthula, developer.com: “Fundamentals	<a href="http://www.developer.com/services/article.ph">http://www.developer.com/services/article.ph</a>

Document Reference	URL
of Data Security" ("Web Services Application and Security", Part 3)	<a href="http://www.xml.gov/p/2109481">p/2109481</a>
Sridhar Ravuthula, developer.com: "Web Services Applications and Security", Parts 1 and 2	<a href="http://www.developer.com/services/article.php/1550461">http://www.developer.com/services/article.php/1550461</a> <a href="http://www.developer.com/services/article.php/1555791">http://www.developer.com/services/article.php/1555791</a>
<b>Presentations and Tutorials</b>	
Andrew Nash, Reactivity: "xmlCoP Interoperable Trust Networks" (January 2005)	<a href="http://www.xml.gov/presentations/reactivity/trust.ppt">http://www.xml.gov/presentations/reactivity/trust.ppt</a> <a href="http://www.xml.gov/presentations/reactivity/trust.htm">http://www.xml.gov/presentations/reactivity/trust.htm</a>
Andy Gordon, Microsoft Research: "Secure Global Computing with XML Web Services: Theory and Practice" (tutorial at EEF Global Computing Summer School, Edinburgh, Scotland, July 2003)	<a href="http://www.lfcs.inf.ed.ac.uk/events/global-computing/slides/gordon.PDF">http://www.lfcs.inf.ed.ac.uk/events/global-computing/slides/gordon.PDF</a>
Andy Gordon, Microsoft Research: "Web Service Security: Theory and Practice" (crash course for faculty and PhDs, Saint John's College, Cambridge Univ., March 2003)	<a href="http://www.gosecure.ca/SecInfo/library/WebApplication/webservicesec.ppt">http://www.gosecure.ca/SecInfo/library/WebApplication/webservicesec.ppt</a>
Christopher J. "Kit" Lueder, MITRE Corporation: "XML Security Threat Analysis" (January 2002)	<a href="http://xml.gov/presentations/mitre4/index.html">http://xml.gov/presentations/mitre4/index.html</a> <a href="http://xml.gov/presentations/mitre4/XMLsecurity.ppt">http://xml.gov/presentations/mitre4/XMLsecurity.ppt</a>
Dr. Bhavani Thuraisingham, National Science Foundation/MITRE Corp.: XML Security and Directions for Data/Applications Security (2004)	<a href="http://macflach.cs.bris.ac.uk/~flach/downloads/Bristol-Talk-Bhavani.ppt">http://macflach.cs.bris.ac.uk/~flach/downloads/Bristol-Talk-Bhavani.ppt</a>
Mike Edwards and Hedley Proctor, IBM (Hursley Park, UK): "Web Services Security - Theory and Practice"	<a href="http://www.websphereusergroup.org.uk/downloads/04oct/Web%20Services%20Security_06102004.pdf">http://www.websphereusergroup.org.uk/downloads/04oct/Web%20Services%20Security_06102004.pdf</a>
Steve Orrin, Intel Corporation/ Sarvega Inc.: "Securing Enterprise/ Government SOA & Web Services Applications: The Lifecycle & Threat Perspectives" (tutorial, Annual Computer Security Applications Conference [ACSAC] 2005)	<i>To request a copy, send email request to:</i> <a href="mailto:steve.orrin@intel.com">steve.orrin@intel.com</a>

## G.8 Web Service Security Implementations

Resource	URL
<b>Open Source Standards Implementations</b>	
Apache WSS implementation for Java	<a href="http://ws.apache.org/wss4j">http://ws.apache.org/wss4j</a>
Apache XML Security implementation	<a href="http://xml.apache.org/security">http://xml.apache.org/security</a>
Open source WS-Security implementation for Apache Axis	<a href="http://axis-wsse.sourceforge.net">http://axis-wsse.sourceforge.net</a>
OpenSAML 1.1 - Open Source Security Assertion Markup Language implementation	<a href="http://www.opensaml.org">http://www.opensaml.org</a>
Project X-Access: X-RBACv1.0 and X-GTRBACv1.1 and v1.2 implementations	<a href="http://shay.ecn.purdue.edu/~iisrl/x-access.htm">http://shay.ecn.purdue.edu/~iisrl/x-access.htm</a>
Sun Microsystems open source XACML 2.0 Implementation	<a href="http://sunxacml.sourceforge.net">http://sunxacml.sourceforge.net</a>
Web Services Summit (August 2004) Panel on Web Services Security Issues: Video and MP3 Audio	<a href="http://www.webservicesummit.com/SDSIC_Aug2004.htm">http://www.webservicesummit.com/SDSIC_Aug2004.htm</a>

Resource	URL
(Podcast) Programs	
<b>Open Source Trust Framework Implementations</b>	
Apache Shibboleth implementation	<a href="http://anoncvs.internet2.edu/cgi-bin/viewcvs.cgi/shibboleth">http://anoncvs.internet2.edu/cgi-bin/viewcvs.cgi/shibboleth</a>
PERSEUS Project (Portal-Enabled Resources via Shibbolized End-User Security) [R&D]	<a href="http://www.angel.ac.uk/PERSEUS">http://www.angel.ac.uk/PERSEUS</a>
Shibboleth-aware Portals and Information Environments Project (SPIE) [R&D]	<a href="http://www.oucs.ox.ac.uk/rts/spie">http://www.oucs.ox.ac.uk/rts/spie</a>

## G.9 Other Developer Resources

Resource	URL
Apache Trust Service Integration Kit (TSIK) (formerly Verisign TSIK)	<a href="http://incubator.apache.org/tsik">http://incubator.apache.org/tsik</a>
Microsoft Research, Cambridge (UK): Samoa: Formal Tools for Securing Web Services [R&D]	<a href="http://research.microsoft.com/projects/Samoa">http://research.microsoft.com/projects/Samoa</a>
Sun Microsystems: Java Web Services Developer Pack 1.6 TUTORIAL - Chapter 4: Introduction to XML and Web Services Security	<a href="http://java.sun.com/webservices/docs/1.6/tutorial/doc/XWS-SecurityIntro.html#wp540763">http://java.sun.com/webservices/docs/1.6/tutorial/doc/XWS-SecurityIntro.html#wp540763</a>